premium line

www.premiumline-cabling.com

# Structured Cabling System


**Headquarters**

Premium-Line Systems GmbH
Rosenheimer Str. 89
D-83064 Raubling, Germany

Tel.: +49 (0)8035 9836 0
Fax: +49 (0)8035 9836 22

sales@premiumline-cabling.com

**Middle East & Africa**

Premium-Line Systems FZC
SAIF Zone P.O. Box 7869
Sharjah, U.A.E

Tel: +971-65573312
Fax: +971-65573767

sales@premiumline-cabling.ae

**Asia**

Premium Line Asia Ltd.
12-9 Lane 130 Chung Shan East Rd. Section 2,
Hsinwu Taoyuan Hsien, Taiwan

Tel: +886-3-4771746
Fax: +886-3-4971692

sales@premiumline-cabling.com


2016/2017 V7

2016/2017

# Contents


## Copper Solution

### Category 6A+ Cabling Solutions

Category 7/6A+ 1000MHz S/FTP Installation Cable ····· A1
Category 6A+ S/FTP Patch Cord Component Level Type ····· A2
Category 6A+ 180° Shielded Die-casting Keystone Jack，De-embedded Type ····· A3
High Density Unloaded Patch Panel ····· A4

### Category 6A Cabling Solutions

Category 6A S/FTP & U/FTP & U/UTP Installation Cable Series ····· B1-B4
Category 6A 1U & 0.5U Shielded Patch Panel ····· B5-B6
Modular Patch Panel ····· B7
Category 6A 180° Shielded Die-casting Keystone Jack, Slim Type ····· B8
Category 6A 180° Unshielded Toolless Keystone Jack, Slim Type ····· B9
Category 6A 180° Unshielded Keystone Jack ····· B10
Category 6A S/FTP & U/UTP Patch Cord Series ····· B11-B12
Class $E_A$ Shielded CP Cable ····· B12

### Category 6 Cabling Solutions

Category 6 U/FTP & F/UTP & U/UTP Outdoor Gel Filled Installation Cable Series ····· C1-C4
Category 6 90° & 180° Shielded and Unshielded Keystone Jack Series ····· C5-C9
High Density Unloaded Patch Panel ····· C10
Category 6 Shielded & Unshielded Patch Panel Series ····· C11-C14
Category 6 Unshielded Patch Panel 0.5U/24 Port & 1U/48 Port ····· C15
Category 6 S/FTP & U/UTP Patch Cord Series ····· C16-C18
Category 6 U/UTP CP Cable ····· C18

### Category 5e Cabling Solutions

Category 5e F/UTP & U/UTP Indoor and Outdoor Installation Cable Series ····· D1-D3
Category 5e 90° & 180° Shielded and Unshielded Keystone Jack Series ····· D4-D6
Category 5e Shielded & Unshielded Patch Panel Series ····· D7-D8
Category 5e Unshielded Patch Panel 0.5U/24 Port & 1U/48 Port ····· D9
Category 5e F/UTP & U/UTP Patch Cord Series ····· D10-D12

### Navigator Patch System

Navigator Patch System ····· E1-E2

### Voice & Outlets Product Series

Category 3 & 5 U/UTP Indoor and Category 3 Outdoor Multipair Cable Series ····· F1-F2
ISDN(Category 3) 90° Unshielded Patch Panel & In-line Coupler ····· F3
Faceplate ····· F4

## Cabinets

### Data Center Server Cabinet

Enhanced Network Sever Cabinet ····· G1
Network Server Cabinet ····· G2
Wall Mount Cabinet ····· G3-G4
2&4-Post ····· G5-G6
Accessory ····· G7
Cable Management ····· G8
Power Distribution Unit ····· G9-G10

## Fiber Optic Solution

### WAN & LAN Cabling Solution

Optic Fiber Characteristics ····· H1-H2
WAN Aerial & Duct Application Fiber Optic Cable Series & Enclosures ····· H3-H8
LAN Indoor & Campus Backbone Fiber Optic Cable Series & Enclosures ····· H9-H13
Fiber Optic Patch Panel, MTP to LC ····· H14
Fiber Optic MTP Trunk Cable ····· H15
Pigtails, Patch Cords, Adapters, Fiber Optic Adapter Support Module ····· H16-H19
FTTH Multitube Distribution Cable, ONU Box, FTTH Drop Cable & Faceplates ····· H20-H23




# High Performance for the Future

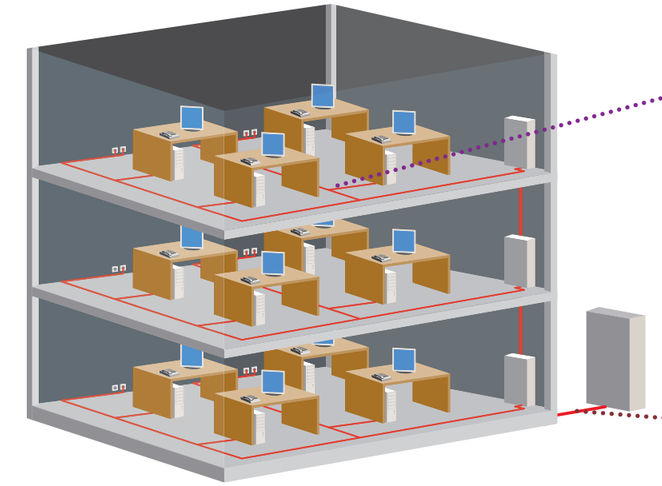


## *Premium Line*
## *Your Professional Partner of Structured Cabling System*

**Premium-Line Systems GmbH** is a part of a global manufacturing group with more than 20 years of experience on the field of networking market. Premium Line system is a comprehensive solution for the network infrastructure, mainly designed in Europe, with a complete product portfolio including classical and advanced copper solutions, outside plant and premises fiber optic solutions, datacenter server cabinets.

Since the beginning of the nineties we have been devoted to researching and developing the modern signal transmission cable and the joint hardware. Through almost twenty years of efforts, we succeeded in developing high performance tested network transmission products. It is a matter of course that our team of professional designers attends to all specific inquiries from our customers worldwide.

**Category 6A$^{+}$, Category 6A, Category 6 & 5e Premium Line Cabling System** delivers end-to-end solution for converged networks with high flexibility and proven interoperability to ensure smooth deployment and simplified management. Professional design and advanced leading processes supported by large manufacturing capacities evoke the products to be in great demand.

New products development and constant process improvement are two key approaches to maintain the company's competitiveness. All Premium Line cabling systems installed by an authorized Premium Line installer or by a System Center are backed by a 25-year warranty.

This warranty provides each end user the confidence of a future-proofed system. In time of high data transmissions and growing demand on bandwidth parameters a proofed networking infrastructure system becomes a must. With Premium Line you can afford this.

## Integrated Strength of Manufacture & System Integrator

Premium Line owns over 20 years experience in developing and manufacturing of data cabling products; and also the experience of marketing and promoting under its own brand – "Premium Line". With this strength, also the complete range product series for data communication cabling use, these keeping us in the leading edge over worldwide market. Till today, we've successfully cooperated with our certified team accomplished over hundreds of projects over the world.

## Quality & Service

Premium Line has dedicated teams responsible for internal quality monitoring and products systemic upgrading, and also responsible for customer quality & technical support and service maintenance.

All products are verified at the input of raw material and constantly monitored until the production process is finished. Based on the newest international standards plus our valid ISO-Certificate plus covering the physically basis "ROHS compliant" assurance, we are able to build up a complete quality & services policy and also the promise of best possible performance.

## 25 Years System Warranty Policy

All Premium Line supplied copper and optical cabling systems, which are installed and tested by an authorized Premium Line installer in accordance with Premium Line Cabling System installation manual, will be applied to 25 years warranty. Premium Line has a complete channel program for distributor authorization, installer courses, warranty publishing, marketing & technical service, worldwide strategy and information sharing. This is uniting our strength to activate our global sales expanding and all your prosperity in cabling business.

## Our Advantages

- 25 Years System Warranty – Guarantee all data network system for 25 years which consists of Premium Line products
- Cabling training and Certificate course
- Dedicated R&D team for new products design
- Professional sales team for worldwide marketing guidance
- Plant based Product Management & logistic team for technique, quality and shipment support

# Access to High Speed Ethernet
# Category 6A+ Cabling Solutions

premium line

Premium Line
CATEGORY 6A+ CABLING SOLUTIONS

***Installation Cable***
Category 7/6A+ S/FTP 1000MHz

***Patch Cord***
Category 6A+ S/FTP Patch Cord Component Level Type

***Keystone Jack***
Category 6A+ 180° Shielded Die-casting Keystone Jack，De-embedded Type

***Modular Patch Panel***
High Density Unloaded Patch Panel

## 10G Standard

2006, standard IEEE 802.3an is ratified to provide 10 Gbit/s connections over unshielded or shielded twisted pair cables, and specified transmission characteristics up to 500MHz.

This requires Category 6A or better balanced twisted pair cables comply with ISO 11801 amendment 2 or ANSI/TIA-568-C.2 to support 10GBASE-T up to distances of 100m.

So far, 10G BASE-T Ethernet is the fastest LAN connection path over copper communication solutions.

## 10G Bandwidth

10G BASE-T system requires the cable works as full duplex mode, which means use 4 pairs for simultaneous transmission in both directions, and to support 100m data transmission, it must use Category 6A 500MHz at a minimum.

Premium Line Category 6A+ 1000MHz communication cable, with the significant higher bandwidth to provide bigger quantity of “data path” , definitely guarantees you stable and excellent practical 10G network and capable to support higher speed application.

For the future building data network upgrade, Premium Line 1000MHz cable is special design to assure the bandwidth to be compatible with the faster and faster network change and development. And it will be also make the system upgrade project easy and comfortable as only need to change the module of both side for the permanent links.

## “MADE IN GERMANY” Solution

As Europe now is leading edge of 10G shielded solutions, Premium Line Systems GmbH combine strength of own experienced R&D team and special know-how market wise to provide a ***MADE IN GERMANY*** Category 6A+ shielded solution. High quality assurance as always the German quality products perform!



# CATEGORY 6A+ CABLING SOLUTIONS

premium line

www.premiumline-cabling.com

## Installation Cable

### Category 7/6A+ S/FTP 1000MHz

***Standards:***

- ISO/IEC 2nd Edition Amendment 1.2
- CENELEC EN 50288-4-1
- ISO/IEC 61156-5 2nd Edition
- ANSI/TIA-568-C.2
- IEC 60332-1-2
- IEC 60754-2
- 3P Verified
- RoHS Compliant

***Application:***

- 10G BASE-T Ethernet
- 1000BASE-TX (Gigabit Ethernet)
- 1000BASE-T (Gigabit Ethernet)
- 100BASE-TX Fast Ethernet
- 10BASE-T Ethernet
- Voice

207442225

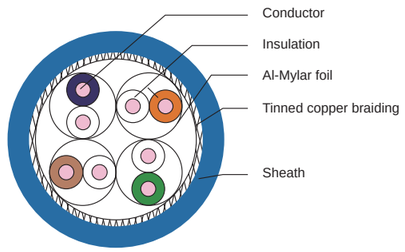


***Construction***

| Conductor | Material / size | Bare Copper / 23 AWG |
|---|---|---|
| Insulation | Material | Foam-Skin PE |
| Inner-Shield | Aluminum-Mylar | An aluminum foil Screen Around Each Pair |
| Braid | Material | Tinned Copper |
| Sheath | Material | LSOH |
| | Diameter | 7.4 ± 0.3 mm |

***Mechanical & Environmental Characteristics***

| Bending Radius | ≥ 6D, without load |
|---|---|
| | ≥8D, with load |
| Operation Temperature | -20°C~+60°C |
| Installation Temperature | 0°C~+50°C |
| Storage Temperature | -30°C~+60°C |

***Electrical Performance***

| Frequency | Insertion Loss | | NEXT | | PSNEXT | | ACR-F | | PSACR-F | | Return Loss | | ACR | PSACR |
|---|---|---|---|---|---|---|---|---|---|---|---|---|---|---|
| (MHz) | (dB) | | (dB) | | (dB) | | (dB) | | (dB) | | (dB) | | (dB) | (dB) |
| | Nor. | Typ. | Nor. | Typ. | Nor. | Typ. | Nor. | Typ. | Nor. | Typ. | Nor. | Typ. | Typ. | Typ. |
| 1 | 1.9 | 1.7 | 78.0 | 100.0 | 75.0 | 97.0 | 77.0 | 90.0 | 75.0 | 87.0 | 20.0 | 30.0 | 98.3 | 95.3 |
| 4 | 3.5 | 3.4 | 78.0 | 100.0 | 75.0 | 97.0 | 77.0 | 90.0 | 75.0 | 87.0 | 23.0 | 33.0 | 96.6 | 93.6 |
| 10 | 5.4 | 5.0 | 78.0 | 100.0 | 75.0 | 97.0 | 74.0 | 90.0 | 71.0 | 87.0 | 25.0 | 35.0 | 95.0 | 92.0 |
| 16 | 6.8 | 6.4 | 78.0 | 100.0 | 75.0 | 97.0 | 70.0 | 90.0 | 67.0 | 87.0 | 25.0 | 35.0 | 93.6 | 90.6 |
| 20 | 7.6 | 7.1 | 78.0 | 100.0 | 75.0 | 97.0 | 68.0 | 90.0 | 65.0 | 87.0 | 25.0 | 35.0 | 92.9 | 89.9 |
| 31.25 | 9.6 | 9.0 | 78.0 | 100.0 | 75.0 | 97.0 | 64.0 | 90.0 | 61.0 | 87.0 | 23.6 | 33.6 | 91.0 | 88.0 |
| 62.5 | 13.7 | 13.0 | 78.0 | 100.0 | 75.0 | 97.0 | 58.0 | 85.0 | 55.0 | 82.0 | 21.5 | 31.5 | 87.0 | 84.0 |
| 100 | 17.5 | 16.8 | 76.0 | 98.0 | 73.0 | 95.0 | 54.0 | 81.0 | 51.0 | 78.0 | 20.1 | 30.1 | 81.2 | 78.2 |
| 200 | 25.3 | 23.9 | 71.0 | 93.0 | 68.0 | 90.0 | 48.0 | 77.0 | 45.0 | 74.0 | 18.0 | 28.0 | 69.1 | 66.1 |
| 250 | 28.5 | 28.5 | 70.0 | 92.1 | 67.0 | 89.1 | 46.0 | 76.0 | 43.0 | 73.0 | 17.3 | 27.3 | 63.6 | 60.6 |
| 300 | 31.5 | 29.2 | 69.0 | 91.0 | 66.0 | 88.0 | 44.0 | 71.0 | 41.0 | 68.0 | 17.3 | 27.3 | 61.8 | 58.8 |
| 350 | 34.3 | 33.4 | 68.0 | 89.1 | 65.0 | 86.1 | 43.0 | 68.1 | 40.0 | 65.1 | 17.3 | 27.3 | 55.7 | 52.7 |
| 400 | 36.9 | 37.2 | 67.0 | 87.3 | 64.0 | 84.3 | 42.0 | 66.2 | 39.0 | 63.1 | 17.3 | 27.3 | 50.1 | 47.1 |
| 550 | 44.1 | 42.5 | 65.0 | 86.1 | 62.0 | 83.1 | 39.0 | 60.0 | 36.0 | 57.0 | 17.3 | 27.3 | 43.6 | 40.6 |
| 600 | 46.3 | 48.2 | 64.0 | 83.1 | 61.0 | 80.1 | 38.0 | 52.1 | 35.0 | 49.1 | 17.3 | 27.3 | 37.4 | 34.0 |
| 800 | 54.5 | 53.8 | 62.0 | 82.0 | 59.0 | 79.0 | 36.0 | 48.0 | 33.0 | 45.0 | 16.1 | 25.0 | 29.8 | 27.1 |
| 1000 | 62.0 | 57.5 | 61.0 | 81.0 | 58.0 | 78.0 | 34.0 | 46.0 | 31.0 | 43.0 | 15.1 | 24.0 | 23.5 | 20.5 |

***Category 7/6A+ S/FTP 1000MHz Installation Cable***

| PART NO. | DESCRIPTION | PACKING SIZE |
|---|---|---|
| 207442225 | Premium Line Category 7/6A+ S/FTP Installation Cable, 500m reel, LSOH, 1000 MHz | 45(O.D)×29.8(H) cm |



## Patch Cord

### Category 6A+ S/FTP Patch Cord Component Level Type

Premium Line Category 6A+ S/FTP patch cord component level type supports whole link achieves Class EA 500MHz 10G channel applications, as per standard ANSI/TIA 568-C.2, ISO/IEC 11801 Class EA, EN 50173-1, EN 50288-4-2, IEC 61935-2, IEC 61156-6. The cable realize high performance, could pass Fluke ISO 11801 Cat.6A Patch Cord test up to 20m.




***Construction***

| Conductor | Material / size | Bare Copper / 26 AWG |
|---|---|---|
| Insulation | Material | Foam-Skin PE |
| Inner-Shield | Aluminum-Mylar | An Aluminum Foil Screen Around Each Pair |
| Braid | Material | Tinned Copper |
| Sheath | Material | PVC / LS0H |
| | Diameter | 5.7± 0.3 mm |

***Category 6A+ S/FTP Patch Cord Component Level Type, LSOH***

| Length | Grey | Green | Blue | Red | Yellow |
|---|---|---|---|---|---|
| 0,5 m | 189420055 | 189420056 | 189420054 | 189420053 | 189420058 |
| 1 m | 189420105 | 189420106 | 189420104 | 189420103 | 189420108 |
| 2 m | 189420205 | 189420206 | 189420204 | 189420203 | 189420208 |
| 3 m | 189420305 | 189420306 | 189420304 | 189420303 | 189420308 |
| 5 m | 189420505 | 189420506 | 189420504 | 189420503 | 189420508 |
| 7 m | 189420705 | 189420706 | 189420704 | 189420703 | 189420708 |
| 10 m | 189421005 | 189421006 | 189421004 | 189421003 | 189421008 |

Other lengths, colors or PVC cables on request



# CATEGORY 6A+
# CABLING SOLUTIONS

premium line

www.premiumline-cabling.com

## Keystone Jack
### Category 6A+ 180° Shielded Die-casting Keystone Jack，De-embedded Type

To fully support Class EA link for 10G applications, Premium Line Category 6A+ shielded keystone jack achieves de-embedded performance definition according to ISO/IEC 11801:2011(Edition2.2). The module is in toolless design for quick operation and also upgrades its construction for easy-install. And T568A&B wiring methods are both available.

- Real ISO/IEC 11801 compliant module
- All condition excellent performance to support your LAN access
- Easy and quick installation, reliable contact & connectivity
- Standard RJ45 socket with springs for loop grounding noise transferring
- Nickel plated over zinc alloy fully shield housing, reliable mechanical structure
- Finish product in compact design, standard size fits with worldwide style outlets
- Compatible with Premium Line distinct modular patch panel for datacenter or cross connect use

***Physical Characteristics***

| | |
|---|---|
| Jack | Phosphor bronze, 50μ inch gold plating over nickel in contact area |
| IDC | 100μ inch nickel plated over phosphor bronze |
| Shielded Cover | 50~60μ inch nickel plated over zinc alloy |

***Electrical Characteristics***

| | |
|---|---|
| Dielectric Strength | 1000V RMS for 1min |
| Current Rating | 1.5Amp Max. |
| Insulation Resistance | 10MΩ Min. |
| Contact Resistance | 2mΩ per contact |
| Temperature Range | -10°C to 60°C |
| Humidity | 10%~90%; non condensing |

***Applications***

- 10GBASE-T Ethernet
- 1000BASE-Tx Gigabit Ethernet
- 1000BASE-T Gigabit Ethernet
- 100BASE-Tx Fast Ethernet.
- 10BASE-T Ethernet.
- Voice, Video and other applications.



108524010

***Category 6A+ 180° Shielded Die-casting Keystone Jack, De-embedded Type***

| PART NO. | DESCRIPTION | PACKING SIZE |
|---|---|---|
| 108524010 | Premium Line Category 6A+ 180° Shielded Die-casting Keystone Jack, De-embedded Type | 53.8×35.2×27cm |



## Modular Patch Panel
### High Density Unloaded Patch Panel

Premium Line 19” high density unloaded patch panel, 24 port in 0.5U&1U and 48 ports in 1U Size, could significantly expand your capacity by space saving in the rack!
Premium Line high density unloaded patch panel is in dedicated design to adopt Premium Line 180 ° shielded die-casting keystone jack, to meet different place use intentions. Each port has sequence numbering, and above markable position, is right for future port identification or re-management. Main body and back cable management made by single complete steel plate, suits for all standard 19” rack installation.

170244802

170242402

170282402

***High Density Unloaded Patch Panel***

| PART NO. | DESCRIPTION | Size |
|---|---|---|
| 170244802 | Premium Line High Density Shielded 48Port Unloaded Patch Panel for 180 ° shielded die-casting keystone jack (P/N 108524010, 109824010) , 1U, with Cable Management | 50.5×27.9×27 cm |
| 170242402 | Premium Line High Density Shielded 24Port Unloaded Patch Panel for 180 ° shielded die-casting keystone jack (P/N 108524010, 109824010,109524010, 106524010, 105524010), 1U, with Cable Management | 50.5×27.9×27 cm |
| 170282402 | Premium Line High Density Shielded 24Port Unloaded Patch Panel for 180 ° shielded die-casting keystone jack (P/N 108524010, 109824010) , 0.5U, with Cable Management Bar | 50.5×27.9×27 cm |

premium line

# CATEGORY 6A CABLING SOLUTIONS

10 Gigabit Ethernet is nowadays viable solution for destinations with very high data traffic concentration like data center, server farms, MAN's and backbones.

## Need of 10 Gigabit Service

Application as high resolution digital videos, medical imaging, digital animation, CAD/CAM, high speed data storage also require the quality of service (QoS) inherent in 10 Gigabit Ethernet. IP-based services such as VoIP and video will require extended bandwidth. Greater bandwidth is also required as voice, data and video networks are coming into structured cabling systems, as is the case already for today's more advanced security systems.

## Standard of 10 Gigabit

In 2002 the IEEE ratified already a 10 Gigabit Ethernet standard for a full duplex fiber technology. Considering the world wide market need, the technology's potential and the economies offered by copper cabling system, both IEEE and TIA/EIA have now in summer 2006 ratified the new standard IEEE 802.3an TM Category 6A.

## Demand of 10 Gigabit Systems

As from the experience of the past at that time 100 Mb/s and later on 1 Gb/s were as standards ratified we expect a potential for 10G structured cabling systems in the mass market. Bandwidth will be for many applications in the near future the key issue, so it will be important to invest future proofed in 10G-enable twisted pair structured cabling solutions.

Premium Line 10G Category 6A cabling solution provides transmission performance that exceeds the industry standards for Category 6 parameters and supports the operation of 10GBASE-T over 100-meter. 10G Category 6A cabling solutions are qualified for frequencies up to 500 MHz and deliver guaranteed applications.

## Features

1. Performance conforms to TIA/EIA 568-C.2, ISO/IEC 11801:2002 Ed2.0 & Amendment 1 draft, TIA-TSB-155 draft and EN 50173-1, IEEE 802.3an™ Category 6A specifications.
2. Supports T568 A&B Wiring & Easy installation.
3. Offers total solution of 10G Category 6A Network Cabling System.

## Application

• 10GBASE-T Ethernet • 1000BASE-TX Gigabit Ethernet • ATM CB1G • 1000BASE-T Gigabit Ethernet
• 100BASE-TX Fast Ethernet • 10BASE-TX Ethernet • 155/622 Mbps ATM • 100 Mbps TP-PMD

## Premium Line
## Category 6A Cabling Solutions

### *Installation cable*

Category 6A S/FTP 600MHz

Category 6A U/FTP 600MHz

Category 6A U/UTP 500MHz

### *Patch Panel*

Category 6A 1U Shielded Patch Panel

Category 6A 0.5U Shielded Patch Panel

### *Modular Patch Panel*

High Density Unloaded Patch Panel for Die-casting Keystone Jacks

2/3U Unloaded Patch Panel

### *Shielded Keystone Jack*

Category 6A 180° shielded Die-casting Keystone Jack, Slim Type

### *Unshielded Keystone Jack*

Category 6A 180° Unshielded Toolless Keystone Jack, Slim Type

Category 6A 180° Unshielded Keystone Jack

### *Patch Cord*

Category 6A S/FTP Patch Cord

Category 6A U/UTP Patch Cord

### *Flexible Consolidation Point Cable*

Class $E_A$ 10G CP Cable

# CATEGORY 6A CABLING SOLUTIONS

## Installation Cable
### Category 6A S/FTP 600MHz

***Standards:***

- ISO/IEC 2nd Edition Amendment 1.2
- CENELEC EN 50288-4-1
- IEC 61156-5 2nd Edition
- ANSI/TIA-568-C.2
- IEC 60332-1-2
- IEC 60754-2
- RoHS compliant

***Application:***

- 10G BASE-T Ethernet
- 1000BASE-TX (Gigabit Ethernet)
- 1000BASE-T (Gigabit Ethernet)
- 100BASE-TX Fast Ethernet
- 10BASE-T Ethernet
- Voice

209442225

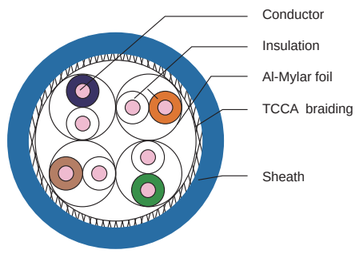


***Construction***

| Conductor | Material / size | Bare Copper / 23 AWG |
|---|---|---|
| Insulation | Material | Foam-Skin PE |
| Inner-Shield | Aluminum-Mylar | An aluminum foil Screen Around Each Pair |
| Braid | Material | Tinned Copper Covered Aluminum |
| Sheath | Material | LSOH |
| | Diameter | 7.4± 0.3 mm |

***Mechanical & Environmental Characteristics***

| Bending Radius | ≥ 6D, without load |
|---|---|
| | ≥ 8D, with load |
| Operation Temperature | -20°C~+60°C |
| Installation Temperature | 0°C~+50°C |
| Storage Temperature | -30°C~+60°C |

***Electrical Performance***

| Freq | Insertion Loss | | NEXT | | PS NEXT | | ACR-F | | PS ACR-F | | Return Loss | |
|---|---|---|---|---|---|---|---|---|---|---|---|---|
| (MHz) | (dB) | | (dB/100m) | | (dB) | | (dB) | | (dB) | | (dB) | |
| | Nor. | Typ. | Nor. | Typ. | Nor. | Typ. | Nor. | Typ. | Nor. | Typ. | Nor. | Typ. |
| 1.0 | 2.1 | 1.7 | 74.3 | 100.0 | 72.3 | 97.0 | 67.8 | 90.0 | 64.8 | 87.0 | 20.0 | 30.0 |
| 4.0 | 3.8 | 3.4 | 65.3 | 100.0 | 63.3 | 97.0 | 55.8 | 90.0 | 52.8 | 87.0 | 23.0 | 33.0 |
| 10.0 | 5.9 | 5.0 | 59.3 | 100.0 | 57.3 | 97.0 | 47.8 | 90.0 | 44.8 | 87.0 | 25.0 | 35.0 |
| 16.0 | 7.5 | 6.4 | 56.2 | 100.0 | 54.2 | 97.0 | 43.7 | 90.0 | 40.7 | 87.0 | 25.0 | 35.0 |
| 20.0 | 8.4 | 7.1 | 54.8 | 100.0 | 52.8 | 97.0 | 41.8 | 90.0 | 38.8 | 87.0 | 25.0 | 35.0 |
| 31.25 | 10.5 | 9.0 | 51.9 | 100.0 | 49.9 | 97.0 | 37.9 | 90.0 | 34.9 | 87.0 | 23.6 | 33.6 |
| 62.5 | 15.0 | 13.0 | 47.4 | 100.0 | 45.4 | 97.0 | 31.9 | 85.0 | 28.9 | 82.0 | 21.5 | 31.5 |
| 100.0 | 19.1 | 16.8 | 44.3 | 98.0 | 42.3 | 95.0 | 27.8 | 81.0 | 24.8 | 78.0 | 20.1 | 30.1 |
| 200.0 | 27.6 | 23.9 | 39.8 | 93.0 | 37.8 | 90.0 | 21.8 | 77.0 | 18.8 | 74.0 | 18.0 | 28.0 |
| 250.0 | 31.1 | 28.5 | 38.3 | 92.1 | 36.3 | 89.1 | 19.8 | 76.0 | 16.8 | 73.0 | 17.3 | 27.3 |
| 300.0 | 34.3 | 29.2 | 37.1 | 91.0 | 35.1 | 88.0 | 18.3 | 71.0 | 15.3 | 68.0 | 16.8 | 27.3 |
| 400.0 | 40.1 | 33.4 | 35.3 | 89.1 | 33.3 | 86.1 | 15.8 | 68.1 | 12.8 | 65.1 | 15.9 | 27.3 |
| 550.0 | 47.6 | 37.2 | 33.2 | 87.3 | 31.2 | 84.3 | 13.0 | 33.2 | 10.0 | 63.1 | 14.9 | 27.3 |
| 600.0 | 50.0 | 42.5 | 32.7 | 86.1 | 30.7 | 83.1 | 12.3 | 60.0 | 9.3 | 57.0 | 14.6 | 27.3 |

***Category 6A S/FTP Installation Cable***

| PART NO. | DESCRIPTION | PACKING SIZE |
|---|---|---|
| 209442225 | Premium Line Category 6A S/FTP installation cable, LSOH, Grey | 45(O.D)×29.8(H) cm |



premium line

www.premiumline-cabling.com

## Installation Cable
### Category 6A U/FTP 600MHz

***Standards:***

- ISO/IEC 11801 CLASS EA
- CENELEC EN 50288-10-1
- IEC 61156-5 2nd Edition
- ANSI/TIA 568-C.2
- IEC 60332-1-2
- IEC 60754-2
- ETL Verified
- RoHS compliant

***Application:***

- 10G BASE-T Ethernet
- 1000BASE-TX (Gigabit Ethernet)
- 1000BASE-T (Gigabit Ethernet)
- 100BASE-TX Fast Ethernet
- 10BASE-T Ethernet
- Voice

209642225

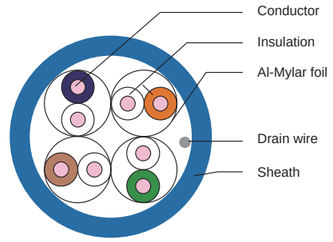


***Construction***

| Conductor | Material / size | Bare Copper / 23 AWG |
|---|---|---|
| Insulation | Material | Foam-Skin PE |
| Inner-Shield | Aluminum-Mylar | An Aluminum Foil Screen Around Each Pair |
| Sheath | Material | PVC / LSOH |
| | Diameter | 7.4 ± 0.3 mm |

***Mechanical & Environmental Characteristics***

| Bending Radius | ≥ 6D, without load |
|---|---|
| | ≥ 8D, with load |
| Operation Temperature | -20°C~+60°C |
| Installation Temperature | 0°C~+50°C |
| Storage Temperature | -30°C~+60°C |

***Electrical Performance***

| Freq | Insertion Loss | | NEXT | | PS NEXT | | ACR-F | | PS ACR-F | | Return Loss | |
|---|---|---|---|---|---|---|---|---|---|---|---|---|
| (MHz) | (dB) | | (dB/100m) | | (dB) | | (dB) | | (dB) | | (dB) | |
| | Nor. | Typ. | Nor. | Typ. | Nor. | Typ. | Nor. | Typ. | Nor. | Typ. | Nor. | Typ. |
| 1.0 | 2.1 | 1.7 | 74.3 | 100.0 | 72.3 | 97.0 | 67.8 | 90.0 | 64.8 | 87.0 | 20.0 | 30.0 |
| 4.0 | 3.8 | 3.4 | 65.3 | 100.0 | 63.3 | 97.0 | 55.8 | 90.0 | 52.8 | 87.0 | 23.0 | 33.0 |
| 10.0 | 5.9 | 5.0 | 59.3 | 100.0 | 57.3 | 97.0 | 47.8 | 90.0 | 44.8 | 87.0 | 25.0 | 35.0 |
| 16.0 | 7.5 | 6.4 | 56.2 | 100.0 | 54.2 | 97.0 | 43.7 | 90.0 | 40.7 | 87.0 | 25.0 | 35.0 |
| 20.0 | 8.4 | 7.1 | 54.8 | 100.0 | 52.8 | 97.0 | 41.8 | 90.0 | 38.8 | 87.0 | 25.0 | 35.0 |
| 31.25 | 10.5 | 9.0 | 51.9 | 100.0 | 49.9 | 97.0 | 37.9 | 90.0 | 34.9 | 87.0 | 23.6 | 33.6 |
| 62.5 | 15.0 | 13.0 | 47.4 | 100.0 | 45.4 | 97.0 | 31.9 | 85.0 | 28.9 | 82.0 | 21.5 | 31.5 |
| 100.0 | 19.1 | 16.8 | 44.3 | 98.0 | 42.3 | 95.0 | 27.8 | 81.0 | 24.8 | 78.0 | 20.1 | 30.1 |
| 200.0 | 27.6 | 23.9 | 39.8 | 93.0 | 37.8 | 90.0 | 21.8 | 77.0 | 18.8 | 74.0 | 18.0 | 28.0 |
| 250.0 | 31.1 | 28.5 | 38.3 | 92.1 | 36.3 | 89.1 | 19.8 | 76.0 | 16.8 | 73.0 | 17.3 | 27.3 |
| 300.0 | 34.3 | 29.2 | 37.1 | 91.0 | 35.1 | 88.0 | 18.3 | 71.0 | 15.3 | 68.0 | 16.8 | 27.3 |
| 400.0 | 40.1 | 33.4 | 35.3 | 89.1 | 33.3 | 86.1 | 15.8 | 68.1 | 12.8 | 65.1 | 15.9 | 27.3 |
| 550.0 | 47.6 | 37.2 | 33.2 | 87.3 | 31.2 | 84.3 | 13.0 | 33.2 | 10.0 | 63.1 | 14.9 | 27.3 |
| 600.0 | 50.0 | 42.5 | 32.7 | 86.1 | 30.7 | 83.1 | 12.3 | 60.0 | 9.3 | 57.0 | 14.6 | 27.3 |

***Category 6A U/FTP Installation Cable***

| PART NO. | DESCRIPTION | PACKING SIZE |
|---|---|---|
| 209642225 | Premium Line Category 6A U/FTP Installation Cable, 500 m reel, LSOH,600 MHz | 45(O.D)×29.8(H) cm |

# CATEGORY 6A CABLING SOLUTIONS

## Installation Cable
### Category 6A U/UTP 500MHz

***Standards:***

ANSI/TIA-568-C.2

- ISO/IEC 2nd Edition Amendment 1.2
- CENELEC EN 50288-10-1
- IEC 61156-5 2nd Edition
- ETL Verified
- RoHS compliant

***Application:***

- 10G BASE-T Ethernet
- 1000BASE-TX (Gigabit Ethernet)
- 1000BASE-T (Gigabit Ethernet)
- 100BASE-TX Fast Ethernet
- 10BASE-T Ethernet
- Voice

209141225

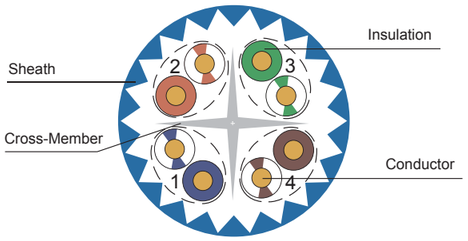


***Construction***

| Conductor | Material / size | Bare Copper / 23 AWG |
|---|---|---|
| Insulation | Material | HDPE |
| "+" Cross-Member | Material | PE |
| Sheath | Material | PVC/LSOH |
| | Diameter | 7.5± 0.3 mm |

***Mechanical & Environmental Characteristics***

| Bending Radius | ≥ 6D, without load |
|---|---|
| | ≥ 8D, with load |
| Operation Temperature | -20°C~+60°C |
| Installation Temperature | 0°C~+50°C |
| Storage Temperature | -30°C~+60°C |

***Electrical Performance***

| Freq | Insertion Loss | | NEXT | | PS NEXT | | ACR-F | | PS ACR-F | | Return Loss | |
|---|---|---|---|---|---|---|---|---|---|---|---|---|
| (MHz) | (dB) | | (dB/100m) | | (dB) | | (dB) | | (dB) | | (dB) | |
| | Nor. | Typ. | Nor. | Typ. | Nor. | Typ. | Nor. | Typ. | Nor. | Typ. | Nor. | Typ. |
| 1.0 | 2.1 | 1.7 | 74.3 | 102.0 | 72.3 | 100.0 | 67.8 | 99.8 | 64.8 | 91.5 | 20.0 | 26.5 |
| 4.0 | 3.8 | 3.3 | 65.3 | 95.0 | 63.3 | 94.2 | 55.7 | 94.0 | 52.7 | 80.7 | 23.0 | 36.0 |
| 10.0 | 5.9 | 5.3 | 59.3 | 93.0 | 57.3 | 92.9 | 47.8 | 87.8 | 44.8 | 72.6 | 25.0 | 43.0 |
| 16.0 | 7.5 | 6.8 | 56.2 | 90.0 | 54.2 | 90.5 | 43.7 | 79.8 | 40.7 | 68.4 | 25.0 | 49.0 |
| 20.0 | 8.4 | 7.6 | 54.8 | 87.0 | 52.8 | 87.1 | 41.7 | 76.9 | 38.7 | 66.4 | 25.0 | 52.0 |
| 31.25 | 10.5 | 9.5 | 51.9 | 84.0 | 49.9 | 84.5 | 37.9 | 73.1 | 34.9 | 62.9 | 23.6 | 48.0 |
| 62.5 | 15.0 | 13.7 | 47.4 | 82.0 | 45.4 | 82.3 | 31.8 | 68.3 | 28.8 | 56.3 | 21.5 | 48.0 |
| 100.0 | 19.1 | 17.5 | 44.3 | 77.0 | 42.3 | 77.9 | 27.8 | 63.1 | 24.8 | 51.8 | 20.1 | 45.0 |
| 200.0 | 27.6 | 25.1 | 39.8 | 74.0 | 37.8 | 74.2 | 21.7 | 50.3 | 18.7 | 46.9 | 18.0 | 43.0 |
| 250.0 | 31.1 | 28.1 | 38.3 | 72.0 | 36.3 | 72.3 | 19.8 | 50.7 | 16.8 | 44.2 | 17.3 | 37.0 |
| 300.0 | 34.3 | 30.9 | 37.1 | 70.0 | 35.1 | 69.3 | 18.2 | 49.2 | 15.2 | 42.1 | 16.8 | 34.0 |
| 400.0 | 40.1 | 36.1 | 35.3 | 68.0 | 33.3 | 68.1 | 15.7 | 44.2 | 12.7 | 41.3 | 15.9 | 34.0 |
| 500.0 | 45.3 | 40.5 | 33.8 | 66.0 | 31.8 | 65.9 | 13.8 | 41.3 | 10.8 | 39.5 | 15.2 | 34.0 |

***Category 6A U/UTP Installation Cable***

| PART NO. | DESCRIPTION | PACKING SIZE |
|---|---|---|
| 209141225 | Premium Line Category 6A U/UTP Installation Cable, 500 m reel, PVC, 500 MHz | 50(O.D)×34(H) cm |
| 209142225 | Premium Line Category 6A U/UTP Installation Cable, 500 m reel, LSOH, 500 MHz | 50(O.D)×34(H) cm |



premium line

www.premiumline-cabling.com

## ETL Certified 6 Round 1 Alien Near End Crosstalk Compliant Cable

During full network operation, all wire pairs in a cabling bundle simultaneously transmit in full duplex. Therefore, every single wire pair will be affected by transmissions on numerous wire pairs surrounding it in a cabling bundle or pathway.
AxTalk is a challenge for twisted-pair cabling as it is the most significant disturbance or noise source for the 10 Gb E applications.
Premium Line Category 6A 6 round 1 cable is right design to fulfill this requirement.

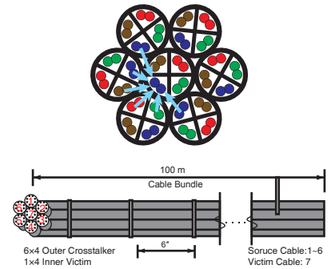


## Installation Cable
### Category 6A U/UTP 500MHz

***Standards:***

- ANSI/TIA-568-C.2
- ISO/IEC 2nd Edition Amendment 1.2
- CENELEC EN 50288-10-1
- IEC 61156-5 2nd Edition
- ETL Verified
- RoHS compliant

***Application:***

- 10G BASE-T Ethernet
- 1000BASE-TX (Gigabit Ethernet)
- 1000BASE-T (Gigabit Ethernet)
- 100BASE-TX Fast Ethernet
- 10BASE-T Ethernet
- Voice

209941225

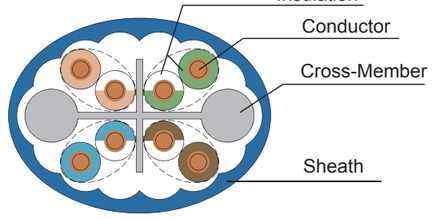


***Construction***

| Conductor | Material / size | Bare Copper / 23 AWG |
|---|---|---|
| Insulation | Material | HDPE |
| "+" Cross-Member | Material | PE |
| Sheath | Material | PVC/LSOH |
| | Diameter | 10.5×7.0 mm |

***Mechanical & Environmental Characteristics***

| Bending Radius | ≥ 6D, without load |
|---|---|
| | ≥ 8D, with load |
| Operation Temperature | -20°C~+60°C |
| Installation Temperature | 0°C~+50°C |
| Storage Temperature | -30°C~+60°C |

***Electrical Performance***

| Freq | Insertion Loss | | NEXT | | PS NEXT | | PSA NEXT | | ACR-F | | PS ACR-F | | PSA ACR-F | | Return Loss | |
|---|---|---|---|---|---|---|---|---|---|---|---|---|---|---|---|---|
| (MHz) | (dB) | | (dB/100m) | | (dB) | | (dB) | | (dB) | | (dB) | | (dB) | | (dB) | |
| | Nor. | Typ. | Nor. | Typ. | Nor. | Typ. | Nor. | Typ. | Nor. | Typ. | Nor. | Typ. | Nor. | Typ. | Nor. | Typ. |
| 1.0 | 2.1 | 1.7 | 74.3 | 102.0 | 72.3 | 100.0 | 67.0 | 92.7 | 67.8 | 99.8 | 64.8 | 91.5 | 67.0 | 90.9 | 20.0 | 26.5 |
| 4.0 | 3.8 | 3.3 | 65.3 | 95.0 | 63.3 | 94.2 | 67.0 | 95.3 | 55.7 | 94.0 | 52.7 | 80.7 | 66.2 | 93.9 | 23.0 | 36.0 |
| 10.0 | 5.9 | 5.3 | 59.3 | 93.0 | 57.3 | 92.9 | 67.0 | 99.7 | 47.8 | 87.8 | 44.8 | 72.6 | 58.2 | 86.6 | 25.0 | 43.0 |
| 16.0 | 7.5 | 6.8 | 56.2 | 90.0 | 54.2 | 90.5 | 67.0 | 100.1 | 43.7 | 79.8 | 40.7 | 68.4 | 54.1 | 80.5 | 25.0 | 49.0 |
| 20.0 | 8.4 | 7.6 | 54.8 | 87.0 | 52.8 | 87.1 | 67.0 | 98.3 | 41.7 | 76.9 | 38.7 | 66.4 | 52.2 | 78.2 | 25.0 | 52.0 |
| 31.25 | 10.5 | 9.5 | 51.9 | 84.0 | 49.9 | 84.5 | 67.0 | 98.4 | 37.9 | 73.1 | 34.9 | 62.9 | 48.3 | 74.4 | 23.6 | 48.0 |
| 62.5 | 15.0 | 13.7 | 47.4 | 82.0 | 45.4 | 82.3 | 65.6 | 99.4 | 31.8 | 68.3 | 28.8 | 56.3 | 42.3 | 68.8 | 21.5 | 48.0 |
| 100.0 | 19.1 | 17.5 | 44.3 | 77.0 | 42.3 | 77.9 | 62.5 | 94.7 | 27.8 | 63.1 | 24.8 | 51.8 | 38.2 | 63.9 | 20.1 | 45.0 |
| 200.0 | 27.6 | 25.1 | 39.8 | 74.0 | 37.8 | 74.2 | 58.0 | 91.3 | 21.7 | 50.3 | 18.7 | 46.9 | 32.2 | 55.1 | 18.0 | 43.0 |
| 250.0 | 31.1 | 28.1 | 38.3 | 72.0 | 36.3 | 72.3 | 56.5 | 89.4 | 19.8 | 50.7 | 16.8 | 44.2 | 30.2 | 53.9 | 17.3 | 37.0 |
| 300.0 | 34.3 | 30.9 | 37.1 | 70.0 | 35.1 | 69.3 | 55.3 | 56.9 | 18.2 | 49.2 | 15.2 | 42.1 | 28.7 | 52.2 | 16.8 | 34.0 |
| 400.0 | 40.1 | 36.1 | 35.3 | 68.0 | 33.3 | 68.1 | 53.5 | 85.3 | 15.7 | 44.2 | 12.7 | 41.3 | 26.2 | 49.3 | 15.9 | 34.0 |
| 500.0 | 45.3 | 40.5 | 33.8 | 66.0 | 31.8 | 65.9 | 52.0 | 83.2 | 13.8 | 41.3 | 10.8 | 39.5 | 24.2 | 46.8 | 15.2 | 34.0 |

***Category 6A U/UTP Installation Cable***

| PART NO. | DESCRIPTION | PACKING SIZE |
|---|---|---|
| 209941225 | Premium Line Category 6A U/UTP Installation Cable, 500 m reel, PVC, 500 MHz | 45(O.D)×29.8(H) cm |
| 209942225 | Premium Line Category 6A U/UTP Installation Cable, 500 m reel, LSOH, 500 MHz | 45(O.D)×29.8(H) cm |

# CATEGORY 6A CABLING SOLUTIONS



## Patch Panel
### Category 6A 1U Shielded Patch Panel

Premium Line Category 6A shielded patch panel fully shielded design optimizes shield effectiveness protection from EMI and alien crosstalk. It comply with ANSI/TIA-568-C.2, ISO/IEC 11801 and EN 50173-1 Class E specifications, supports T568 A&B wiring and easy installation.
The complete module complies with EU RoHS directive. The construction in standard 1U 19" size suits all 19" rack installation. The main metal frame and rear back cover are made of SECC material, with the thickness over 1.0mm.

***Physical Characteristics***

| | |
|---|---|
| Jack | Phosphor bronze, 50µ inch gold plating over nickel in contact area |
| IDC | 100µ inch nickel plated over phosphor bronze |
| Shielded Cover | 50~60µ inch nickel plated over zinc alloy |

***Electrical Characteristics***

| | |
|---|---|
| Dielectric Strength | 1000V RMS for 1min |
| Current Rating | 1.5Amp Max. |
| Insulation Resistance | 10MΩ Min. |
| Contact Resistance | 2mΩ per contact |
| Temperature Range | -10°C to 60°C |
| Humidity | 10%~90%; non condensing |

***Applications***

- 10GBASE-T Ethernet
- 1000BASE-Tx Gigabit Ethernet
- 1000BASE-T Gigabit Ethernet
- 100BASE-Tx Fast Ethernet.
- 10BASE-T Ethernet.
- Voice, Video and other applications.

All the products are verified to the electrical characteristics required in the directive.



179212419

***Category 6A 1U Shielded Patch Panel***

| PART NO. | DESCRIPTION | PACKING SIZE |
|---|---|---|
| 179212412 | Premium Line Cat.6A 90° 1U Shielded Patch Panel, Dual Type IDC, 24 Ports, Black | 50.5×27.9×27 cm |
| 179212419 | Premium Line Cat.6A 90° 1U Shielded Patch Panel, Dual Type IDC, 24 Ports, RAL7035 | 50.5×27.9×27 cm |



## Patch Panel
### Category 6A 0.5U Shielded Patch Panel

Premium Line Category 6A 0.5U shielded patch panel provides high density solutions which simplify and speed up the deployment and servicing. It is designed to provide maximum flexibility and high performance for all 10G networks. Performance conforms to proposed Cat.6A Permanent Link/Channel requirement of ANSI/TIA-568-C.2, ISO/IEC 11801 and EN 50173-1 Class E specifications.
Premium Line Category 6A 0.5U shielded patch panel is in standard 19" but in 0.5U size on the purpose of rack space saving. There are 24 ports in 0.5U or 48 ports in 1U with performance for 10 Gigabit Ethernet can be used and that is conformed to the standards for data centers ANSI /TIA-942 and ISO / IEC 24764.

***Physical Characteristics***

| | |
|---|---|
| Jack | Phosphor bronze, 50µ inch gold plating over nickel in contact area |
| IDC | 100µ inch nickel plated over phosphor bronze |
| Shielded Cover | 50~60µ inch nickel plated over zinc alloy |

***Electrical Characteristics***

| | |
|---|---|
| Dielectric Strength | 1000V RMS for 1min |
| Current Rating | 1.5Amp Max. |
| Insulation Resistance | 10MΩ Min. |
| Contact Resistance | 2mΩ per contact |
| Temperature Range | -10°C to 60°C |
| Humidity | 10%~90%; non condensing |

***Applications***

- 10GBASE-T Ethernet
- 1000BASE-Tx Gigabit Ethernet
- 1000BASE-T Gigabit Ethernet
- 100BASE-Tx Fast Ethernet.
- 10BASE-T Ethernet.
- Voice, Video and other applications.

All the products are verified to the electrical characteristics required in the directive.

179272412

***Category 6A 0.5U Shielded Patch Panel***

| PART NO. | DESCRIPTION | PACKING SIZE |
|---|---|---|
| 179272412 | Premium Line Cat.6A 90° 0.5U Shielded Patch Panel, Dual Type IDC, 24 Ports, Black | 54×25×23.5 cm |
| 179272419 | Premium Line Cat.6A 90° 0.5U Shielded Patch Panel, Dual Type IDC, 24 Ports, RAL7035 | 54×25×23.5 cm |

CATEGORY 6A
CABLING SOLUTIONS

premium line

www.premiumline-cabling.com

## Modular Patch Panel

### High Density Unloaded Patch Panel for Die-casting keystone Jacks

Premium Line high density unloaded patch panel is in dedicated design to adopt Premium Line 180 ° shielded die-casting keystone jack, to meet different place use intentions. Each port has sequence numbering, and above markable position, is right for future port identification or re-management. Main body and back cable management made by single complete steel plate, finished in 1U 19” size, suits for all standard 19” rack installation.



170252402

***High Density Unloaded Patch Panel for Die-casting keystone Jacks***

| PART NO. | DESCRIPTION | PACKING SIZE |
|---|---|---|
| 170252402 | Premium Line High Density Shielded 24Port Unloaded Patch Panel for 180 ° shielded die-casting keystone jack (P/N 108524010, 109824010,109524010, 106524010, 105524010), 1U, with Cable Management | 50.5×27.9×27 cm |

## Modular Patch Panel

### 2/3U Unloaded Patch Panel

Premium Line 2/3 U modular patch panel is available to load various keystone modules, covering all kinds of Ethernet application system in the datacenter. Compact design saves space in the server rack and also supports the cooling facility optimizing inner ventilation and aircirculation situation. For maintenance and installation could take out frontal label module directly and operate on keystone or modules easily.

178242402

Frontal Management Design

***2/3U Unloaded Patch Panel***

| PART NO. | DESCRIPTION | PACKING SIZE |
|---|---|---|
| 178242402 | Premium Line Modular Panel for 180D UTP and FTP keystone jack (P/N 109824010, 109121010, 106524010, 106121010, 106621010, 106621020, 106721010, 105524010, 105121010), 2/3U, with Cable Management Bar | 52×24×36 cm |



## Keystone Jack

### Category 6A 180° Shielded Die-casting Keystone Jack, Slim Type

Premium Line 180 ° Category 6A shielded die-casting keystone jack in our new upgrade design, fully achieves the component standard ISO/IEC 11801 AMD:2 released in 2010. Extra 30% permanent link headroom margin guaranteed compared to traditional Category 6A products and links, and it's also the best choice to support IEEE 802.3an 10G applications.

- Category 6A module, ISO/IEC 11801 AMD2:2010-04 compliant
- Slim design gains the module fitting with all kinds of modular outlet/panel
- Short link 3 connectors ISO 11801 Permanent Link Tested
- Higher performance guarantees high data traffic and even expanding
- 100% test and report attached, quality assured and easy indicate
- For Datacenter horizontal crossconnect fast jumper to Inter-crossconnect
- Fast deployment for expanding and maintenance

***Physical Characteristics***

| | |
|---|---|
| Jack | Phosphor bronze, 50μ inch gold plating over nickel in contact area |
| IDC | 100μ inch nickel plated over phosphor bronze |
| Shielded Cover | 50~60μ inch nickel plated over zinc alloy |

***Electrical Characteristics***

| | |
|---|---|
| Dielectric Strength | 1000V RMS for 1min |
| Current Rating | 1.5Amp Max. |
| Insulation Resistance | 10MΩ Min. |
| Contact Resistance | 2mΩ per contact |
| Temperature Range | -10°C to 60°C |
| Humidity | 10%~90%; non condensing |

***Applications***

- 10GBASE-T Ethernet
- 1000BASE-Tx Gigabit Ethernet
- 1000BASE-T Gigabit Ethernet
- 100BASE-Tx Fast Ethernet.
- 10BASE-T Ethernet.
- Voice, Video and other applications.

109824010

All the products are verified to the electrical characteristics required in the directive.

***Category 6A 180° Shielded Die-casting Keystone Jack***

| PART NO. | DESCRIPTION | PACKING SIZE |
|---|---|---|
| 109824010 | Premium Line Category 6A 180° Shielded Die-casting Keystone Jack, Slim type | 53.8×35.2×27cm |



CATEGORY 6A
CABLING SOLUTIONS

## Unshielded Keystone Jack

### Category 6A 180° Unshielded Toolless Keystone Jack, Slim Type

Premium Line Cat.6A 180 ° unshielded toolless keystone jack guarantees real ISO/IEC 11801 short link performance, passes the permanent link test with the length of 2m, supports T568 A&B wiring.

With its good & stable performance, this module earns a good sale result in the market.

***Physical Characteristics***

| | |
|---|---|
| Housing | PC, UL94 V-0 |
| Jack Contact | Phosphor bronze, 50µ inch gold plated over nickel |
| IDC Contacts | 100µ inch nickel plated over phosphor bronze |

***Electrical Characteristics***

| | |
|---|---|
| Dielectric Strength | 1000V RMS for 1min |
| Current Rating | 1.5Amp Max. |
| Insulation Resistance | 10MΩ Min. |
| Contact Resistance | 2mΩ per contact |
| Temperature Range | -10°C to 60°C |
| Humidity | 10%~90%; non condensing |

***Applications***

- 10GBASE-T Ethernet
- 1000BASE-TX Gigabit Ethernet
- 1000BASE-T Gigabit Ethernet
- 100BASE-TX Fast Ethernet.
- 10BASE-T Ethernet.
- Voice, Video and other applications.

109324010

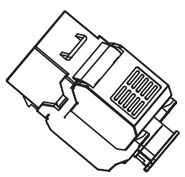

***Category 6A 180° Unshielded Keystone Jack***

| PART NO. | DESCRIPTION | PACKING SIZE |
|---|---|---|
| 109324010 | Cat.6A 180°Unshielded Toolless Keystone Jack, Slim Type, White | 53.8×35.2×27 cm |



premium line

www.premiumline-cabling.com

## Unshielded Keystone Jack

### Category 6A 180° Unshielded Keystone Jack

Premium Line 180 ° unshielded keystone jack is in classical design, compatible with all Premium Line unloaded module. The dual type IDC accepts 22-26 AWG solid cables, easy terminated with 110 or Krone tools, supports T568 A&B wiring.



***Physical Characteristics***

| | |
|---|---|
| Housing | PC, UL94 V-0 |
| Jack Contact | Phosphor bronze, 50µ inch gold plated over nickel |
| IDC Contacts | 100µ inch nickel plated over phosphor bronze |

***Electrical Characteristics***

| | |
|---|---|
| Dielectric Strength | 1000V RMS for 1min |
| Current Rating | 1.5Amp Max. |
| Insulation Resistance | 10MΩ Min. |
| Contact Resistance | 2mΩ per contact |
| Temperature Range | -10°C to 60°C |
| Humidity | 10%~90%; non condensing |

***Applications***

- 10GBASE-T Ethernet
- 1000BASE-TX Gigabit Ethernet
- 1000BASE-T Gigabit Ethernet
- 100BASE-TX Fast Ethernet.
- 10BASE-T Ethernet.
- Voice, Video and other applications.

109121010

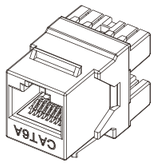


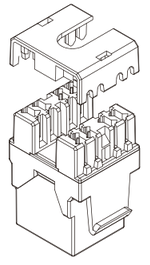

***Category 6A 180° Unshielded Keystone Jack***

| PART NO. | DESCRIPTION | PACKING SIZE |
|---|---|---|
| 109121010 | Premium Line Category 6A 180° Unshielded Keystone Jack, Dual Type IDC, White | 53.8×35.2×27 cm |
| 171022402 | Premium Line 24port High Density Unloaded Patch Panel for Unshielded Keystone Jacks, Black | 50.4×24.5×25.4 cm |

# CATEGORY 6A CABLING SOLUTIONS

## Patch Cord
### Category 6A S/FTP Patch Cord

Premium Line Category 6A S/FTP patch cord supports whole link achieves Class EA 500MHz 10G channel applications.
To realize the high performance, the cable is coming with two shielding layers. Each pair is wrapped by individual Aluminum-Mylar film, to eliminate the near end pair to pair interferences.
Again an aluminum coated braiding laid over the inner structure, provides protection against outside EMI interferences.



Pair Individual foiled

Overall Braid Shielding

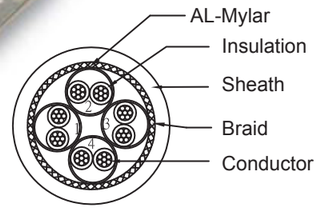


S/FTP Category 6A 10G Cord

***Construction***

| Conductor | Material / size | Bare Copper / 26 AWG |
|---|---|---|
| Insulation | Material | Foam-Skin PE |
| Inner-Shield | Aluminum-Mylar | An Aluminum Foil Screen Around Each Pair |
| Braid | Material | Tinned Copper |
| Sheath | Material | PVC / LSOH |
| | Diameter | 5.7± 0.3 mm |

***Category 6A S/FTP Patch Cord, LSOH***

| Length | Grey | Green | Blue | Red | Yellow |
|---|---|---|---|---|---|
| 0,5 m | 182420055 | 182420056 | 182420054 | 182420053 | 182420058 |
| 1 m | 182420105 | 182420106 | 182420104 | 182420103 | 182420108 |
| 2 m | 182420205 | 182420206 | 182420204 | 182420203 | 182420208 |
| 3 m | 182420305 | 182420306 | 182420304 | 182420303 | 182420308 |
| 5 m | 182420505 | 182420506 | 182420504 | 182420503 | 182420508 |
| 7 m | 182420705 | 182420706 | 182420704 | 182420703 | 182420708 |
| 10 m | 182421005 | 182421006 | 182421004 | 182421003 | 182421008 |

Other lengths, colors or PVC cables on request





## Patch Cord
### Category 6A U/UTP Patch Cord

Premium Line Category 6A U/UTP patch cord supports the whole channel transmission as per standard TIA/EIA-568C.2, ISO/IEC 11801 and EN 50173-1 Class EA specifications. The patch cord is finished with snag proof boot.

***Construction***

| Conductor | Material / size | Bare Copper / 24 AWG |
|---|---|---|
| Insulation | Material | HDPE |
| Sheath | Material | PVC / LSOH |
| | Diameter | 7.5 ± 0.3 mm |

***Category 6A U/UTP Patch Cord, PVC***

| Length | Grey | Green | Blue | Red | Yellow |
|---|---|---|---|---|---|
| 0.5 m | 182110055 | 182110056 | 182110054 | 182110053 | 182110058 |
| 1 m | 182110105 | 182110106 | 182110104 | 182110103 | 182110108 |
| 2 m | 182110205 | 182110206 | 182110204 | 182110203 | 182110208 |
| 3 m | 182110305 | 182110306 | 182110304 | 182110303 | 182110308 |
| 5 m | 182110505 | 182110506 | 182110504 | 182110503 | 182110508 |
| 7 m | 182110705 | 182110706 | 182110704 | 182110703 | 182110708 |
| 10 m | 182111005 | 182111006 | 182111004 | 182111003 | 182111008 |

Other lengths, colors or halogen free cables on request

## Flexible Consolidation Point Cable
### Class EA 10G CP Cable

Flexible consolidation point cables are popular in horizontal cabling system, with its featured characteristic – Easy and Fast Deployment – is realized by professional IT staff, and it's applied in many occasions and places, like ZDA to EDA in datacenter, open office easy and quick expanding nodes, extensions in horizontal cabling etc.
Premium Line offers Class EA 10G CP cable which is 100% through factory Short Link 3 Connectors ISO 11801 Permanent Link tested and verified with features as,

- Flexible patch cable
- RJ45 plug to keystone jack (109824010)
- Optional keystone upon choice
- Factory terminated and tested
- Available length 5m, 7m, 10m, 20m
- Test service and results attached

***Class EA S/FTP CP Cable, LSOH***

| Length | Grey | Orange |
|---|---|---|
| 5m | 71942050520 | 71942050020 |
| 7 m | 71942070520 | 71942070020 |
| 10 m | 71942100520 | 71942100020 |
| 20 m | 71942200520 | 71942200020 |

premium line

# CATEGORY 6 CABLING SOLUTIONS

With over 20 years experience and know-how on communicating products design & developing, Premium Line has built maturity systems both in high tech develop and research center & complete structural quality assurance lab and team. With team approach, all components and the cabling solutions, definitely will be your first choice and reliable selection.

## Solutions and Components

Currently, the Category 6 solution is the most popular in the structural cabling. Premium Line has been the high quality source in the worldwide market since this becoming the trend. With the comprehensive product range, we supply components – communication cables, keystone jacks, compact outlets, patch panels, patch cables... the complete solutions and system warranty. All these products and solution performance has been verified and approved by third party laboratory – “3P” and “ETL” . After years of good result in market also systemically upgrading of the products, assure you the great benefits both in quality and cost.

## Our Quality Guarantee

To build a complete high level channel in the project, the precondition is to make sure each component with compatible resistance, thus, the best solution is to use the same brand products or single component with excellent performance.

Premium Line offers you complete Category 6 system solutions which fulfill these requirements, also with the internal specific definition and qualification procedure for each single component is right on the purpose to ease the installation with good and convincible field test results.

## Be Our 25 Years Warranty Member

To guide and support companies, which use complete Premium Line brand owned products, we offer the 25 years warranty. Premium Line will hold distributor and installer trainings and certification. With this certificate, all members will be available to apply for 25 years quality warranty and service.

## Project Support

Our sales team will share you marketing strategy and almost world project information, which will help you to win the bid. Our international purchasing team will source you the special products to make your supply chain easy and simple.

## Premium Line
## Category 6 Cabling Solutions

### *Installation cable*
Category 6 U/FTP 450MHz
Category 6 F/UTP 250MHz
Category 6 U/UTP 250MHz
Category 6 U/UTP Outdoor Gel Filled

### *Shielded Keystone Jack*
Category 6 Shielded Keystone Jack
Category 6 Shielded Die-Casting Keystone Jack
Category 6 90° & 180° Unshielded Keystone Jack
Category 6 90° Unshielded Slim Keystone Jack
Category 6 180° Unshielded Shutter Type Keystone Jack

### *Modular Patch Panel*
High Density Unloaded Patch Panel

### *Patch Panel*
Category 6 1U & 0.5U Shielded Patch Panel
Category 6 Unshielded Patch Panel
Category 6 Labeling Holder Panel
Category 6 0.5U/24 Port & 1U/48 Port Unshielded Patch Panel

### *Patch Cord*
Category 6 S/FTP Patch Cord
Category 6 U/UTP System Patch Cord
Category 6 U/UTP Retail Patch Cord
Category 6 U/UTP Slimline Patch Cord

### *Flexible Consolidation Point Cable*
Category 6 U/UTP CP Cable

# CATEGORY 6
# CABLING SOLUTIONS

premium line

www.premiumline-cabling.com

Premium Line Category 6 components comply with requirements as per standard ANSI/TIA 568-C.2, ISO/IEC 11801 ED.2, EN 50173-1, these consist of compete Category 6 channel to fully support the corresponding protocols & communication services.

## Installation Cable
### Category 6 U/FTP 450MHz

***Standards:***

- ANSI/TIA-568-C.2
- ISO/IEC 11801 ED.2
- CENELEC EN 50173-1
- CENELEC EN 50288-5-1
- Flame retardancy according to IEC 60332-1-2
- RoHS compliant

***Application:***

- 1000BASE-TX (Gigabit Ethernet)
- 1000BASE-T (Gigabit Ethernet)
- 100BASE-TX Fast Ethernet
- 10BASE-T Ethernet
- Voice

206641225

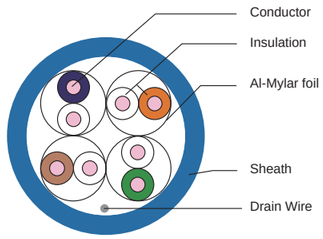


***Construction***

| Conductor | Material / size | Bare Copper / 23 AWG |
|---|---|---|
| Insulation | Material | Foam-Skin PE |
| Inner-Shield | Aluminum-Mylar | An Aluminum Foil Screen Around Each Pair |
| Drain Wire | Material | Stranded Tinned Copper / 26AWG |
| Sheath | Material | PVC / LSOH |
| | Diameter | 7.2± 0.3 mm |

***Mechanical & Environmental Characteristics***

| Bending Radius | ≥ 6D, without load |
|---|---|
| | ≥ 8D, with load |
| Operation Temperature | -20°C~+60°C |
| Installation Temperature | 0°C~+50°C |
| Storage Temperature | -30°C~+60°C |

***Electrical Performance***

| Freq | Insertion Loss | | NEXT | | PS NEXT | | ACR | | PS ACR | | ACR-F | | PS ACR-F | | Return Loss | |
|---|---|---|---|---|---|---|---|---|---|---|---|---|---|---|---|---|
| (MHz) | (dB) | | (dB/100m) | | (dB) | | (dB) | | (dB) | | (dB) | | (dB) | | (dB) | |
| | Nor. | Typ. | Nor. | Typ. | Nor. | Typ. | Nor. | Typ. | Nor. | Typ. | Nor. | Typ. | Nor. | Typ. | Nor. | Typ. |
| 1.0 | 2.1 | 1.8 | 74.3 | 87.3 | 72.3 | 85.3 | 72.2 | 85.5 | 70.2 | 83.5 | 67.8 | 84.8 | 64.8 | 79.8 | 20.0 | 29.0 |
| 4.0 | 3.8 | 3.5 | 65.3 | 78.3 | 63.3 | 76.3 | 61.4 | 74.8 | 59.4 | 72.8 | 55.8 | 72.8 | 52.8 | 67.8 | 23.0 | 32.0 |
| 10.0 | 6.0 | 5.6 | 59.3 | 72.3 | 57.3 | 70.3 | 53.3 | 66.7 | 51.3 | 64.7 | 47.8 | 64.8 | 44.8 | 59.8 | 25.0 | 38.0 |
| 16.0 | 7.6 | 7.1 | 56.2 | 69.2 | 54.2 | 67.2 | 48.6 | 62.1 | 46.6 | 60.1 | 43.7 | 60.7 | 40.7 | 55.7 | 25.0 | 34.0 |
| 20.0 | 8.5 | 7.9 | 54.8 | 67.8 | 52.8 | 65.8 | 46.2 | 59.9 | 44.2 | 57.9 | 41.8 | 58.8 | 38.8 | 53.8 | 25.0 | 34.0 |
| 31.25 | 10.8 | 10.0 | 51.9 | 64.9 | 49.9 | 62.9 | 41.1 | 54.9 | 39.1 | 52.9 | 37.9 | 54.9 | 34.9 | 49.9 | 23.6 | 32.0 |
| 62.5 | 15.5 | 14.4 | 47.4 | 60.4 | 45.4 | 58.4 | 31.9 | 46.0 | 29.9 | 44.0 | 31.9 | 48.9 | 28.9 | 43.9 | 21.5 | 32.0 |
| 100.0 | 19.9 | 18.6 | 44.3 | 57.3 | 42.3 | 55.3 | 24.4 | 38.7 | 22.4 | 36.7 | 27.8 | 44.8 | 24.8 | 39.8 | 20.1 | 32.0 |
| 160.0 | 25.8 | 24.1 | 41.2 | 54.2 | 39.2 | 52.2 | 15.5 | 230.1 | 13.5 | 28.1 | 23.7 | 40.7 | 20.0 | 35.7 | 18.7 | 31.0 |
| 200.0 | 29.0 | 26.8 | 39.8 | 52.8 | 37.8 | 50.8 | 10.6 | 26.0 | 8.6 | 24.0 | 21.8 | 38.8 | 18.8 | 33.8 | 18.0 | 29.0 |
| 250.0 | 33.0 | 30.5 | 38.3 | 51.3 | 36.3 | 49.3 | 5.3 | 20.8 | 3.3 | 18.8 | 19.8 | 37.0 | 16.8 | 31.8 | 17.3 | 29.0 |
| 300.0* | — | 33.7 | — | 50.0 | — | 48.1 | — | 16.3 | — | 14.4 | — | 36.0 | — | 30.0 | — | 27.0 |
| 450.0* | — | 43.3 | — | 48.5 | — | 45.3 | — | 5.2 | — | 2.0 | — | 30.0 | — | 25.0 | — | 24.0 |

*Values for frequencies above industry requirements are for information only

***Category 6 U/FTP Installation Cable***

| PART NO. | DESCRIPTION | PACKING SIZE |
|---|---|---|
| 206641225 | Premium Line Category 6 U/FTP Installation Cable, 500 m Reel, PVC, Grey | 50(O.D)×31(H) cm |
| 206642225 | Premium Line Category 6 U/FTP Installation Cable, 500 m Reel, LSOH, Grey | 50(O.D)×31(H) cm |



## Installation Cable
### Category 6 F/UTP 250MHz

***Standards:***

- ANSI/TIA-568-C.2
- ISO/IEC 11801 ED.2
- CENELEC EN 50173-1
- CENELEC EN 50288-5-1,
- Flame retardancy is verified according to IEC 60332-1-2.
- RoHS compliant

***Application:***

- 1000BASE-TX (Gigabit Ethernet)
- 1000BASE-T (Gigabit Ethernet)
- 100BASE-TX Fast Ethernet
- 10BASE-T Ethernet
- Voice

206241125

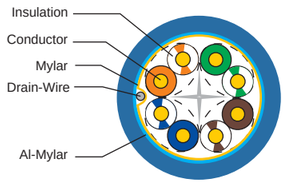


***Construction***

| Conductor | Material / size | Bare Copper / 23 AWG |
|---|---|---|
| Insulation | Material | HDPE |
| Sheath | Material | PVC / LSOH |
| | Diameter | 7.4± 0.4 mm |

***Mechanical & Environmental Characteristics***

| Bending Radius | ≥ 6D, without load |
|---|---|
| | ≥ 8D, with load |
| Operation Temperature | -20°C~+60°C |
| Installation Temperature | 0°C~+50°C |
| Storage Temperature | -30°C~+60°C |

***Electrical Performance***

| Freq | Insertion Loss | | NEXT | | PS NEXT | | ACR | | PS ACR | | ACR-F | | PS ACR-F | | Return Loss | |
|---|---|---|---|---|---|---|---|---|---|---|---|---|---|---|---|---|
| (MHz) | (dB) | | (dB/100m) | | (dB) | | (dB) | | (dB) | | (dB) | | (dB) | | (dB) | |
| | Nor. | Typ. | Nor. | Typ. | Nor. | Typ. | Nor. | Typ. | Nor. | Typ. | Nor. | Typ. | Nor. | Typ. | Nor. | Typ. |
| 1.0 | 2.1 | 1.8 | 74.3 | 82.3 | 72.3 | 77.3 | 72.2 | 80.5 | 70.2 | 75.5 | 67.8 | 84.8 | 64.8 | 79.8 | 20.0 | 29.0 |
| 4.0 | 3.8 | 3.5 | 65.3 | 73.3 | 63.3 | 68.3 | 61.4 | 69.8 | 59.4 | 64.8 | 55.8 | 72.8 | 52.8 | 67.8 | 23.0 | 32.0 |
| 10.0 | 6.0 | 5.6 | 59.3 | 67.3 | 57.3 | 62.3 | 53.3 | 61.7 | 51.3 | 56.7 | 47.8 | 64.8 | 44.8 | 59.8 | 25.0 | 38.0 |
| 16.0 | 7.6 | 7.1 | 56.2 | 64.2 | 54.2 | 59.2 | 48.6 | 57.1 | 46.6 | 52.1 | 43.7 | 60.7 | 40.7 | 55.7 | 25.0 | 34.0 |
| 20.0 | 8.5 | 7.9 | 54.8 | 62.8 | 52.8 | 57.8 | 46.2 | 54.9 | 44.2 | 49.9 | 41.8 | 58.8 | 38.8 | 53.8 | 25.0 | 34.0 |
| 31.25 | 10.8 | 10.0 | 51.9 | 59.9 | 49.9 | 54.9 | 41.1 | 49.9 | 39.1 | 44.9 | 37.9 | 54.9 | 34.9 | 49.9 | 23.6 | 32.0 |
| 62.5 | 15.5 | 14.4 | 47.4 | 55.4 | 45.4 | 50.4 | 31.9 | 41.0 | 29.9 | 36 | 31.9 | 48.9 | 28.9 | 43.9 | 21.5 | 32.0 |
| 100.0 | 19.9 | 18.6 | 44.3 | 52.3 | 42.3 | 47.3 | 24.4 | 33.7 | 22.4 | 28.7 | 27.8 | 44.8 | 24.8 | 39.8 | 20.1 | 32.0 |
| 160.0 | 25.9 | 24.1 | 41.2 | 49.2 | 39.2 | 44.2 | 15.5 | 25.1 | 13.5 | 20.1 | 23.7 | 40.7 | 20 | 35.7 | 18.7 | 31.0 |
| 200.0 | 29.0 | 26.8 | 39.8 | 47.8 | 37.8 | 42.8 | 10.6 | 21.0 | 8.6 | 15.2 | 21.8 | 38.8 | 18.8 | 33.8 | 18.0 | 29.0 |
| 250.0 | 33.0 | 30.5 | 38.3 | 46.3 | 36.3 | 40.3 | 5.3 | 15.8 | 3.3 | 10.8 | 19.8 | 37 | 16.8 | 31.8 | 17.3 | 29.0 |

***Category 6 F/UTP Installation Cable***

| PART NO. | DESCRIPTION | PACKING SIZE |
|---|---|---|
| 206241125 | Premium Line Category 6 F/UTP Installation Cable, 305m Reel, PVC, Grey | 37×37×21 cm |
| 206242125 | Premium Line Category 6 F/UTP Installation Cable, 305m Reel, LSOH, Grey | 37×37×21 cm |

# CATEGORY 6
# CABLING SOLUTIONS

premium line

www.premiumline-cabling.com

## Installation Cable
### Category 6 U/UTP 250MHz

***Standards:***

- ANSI/TIA-568-C.2
- ISO/IEC 11801 ED.2
- CENELEC EN 50173-1
- CENELEC EN 50288-6-1,
- Flame retardancy is verified according to IEC 60332-1-2.
- 3P Verified
- ETL Verified
- RoHS compliant

206141115

***Application:***

- 1000BASE-TX (Gigabit Ethernet)
- 1000BASE-T (Gigabit Ethernet)
- 100BASE-TX Fast Ethernet
- 10BASE-T Ethernet
- Voice

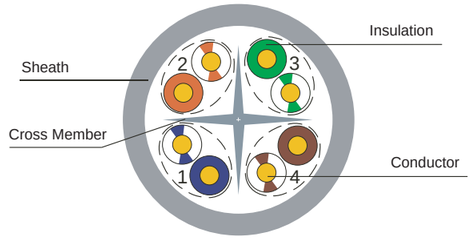


***Construction***

| Conductor | Material / size | Bare Copper / 23 AWG |
|---|---|---|
| Insulation | Material | HDPE |
| Sheath | Material | PVC / LSOH |
| | Diameter | 6.2± 0.3 mm |

***Mechanical & Environmental Characteristics***

| | |
|---|---|
| Bending Radius | ≥ 6D, without load |
| | ≥ 8D, with load |
| Operation Temperature | -20°C~+60°C |
| Installation Temperature | 0°C~+50°C |
| Storage Temperature | -30°C~+60°C |

***Electrical Performance***

| Freq | Insertion Loss | | NEXT | | PS NEXT | | ACR | | PS ACR | | ACR-F | | PS ACR-F | | Return Loss | |
|---|---|---|---|---|---|---|---|---|---|---|---|---|---|---|---|---|
| (MHz) | (dB) | | (dB/100m) | | (dB) | | (dB) | | (dB) | | (dB) | | (dB) | | (dB) | |
| | Nor. | Typ. | Nor. | Typ. | Nor. | Typ. | Nor. | Typ. | Nor. | Typ. | Nor. | Typ. | Nor. | Typ. | Nor. | Typ. |
| 1.0 | 2.1 | 1.8 | 74.3 | 82.3 | 72.3 | 77.3 | 72.2 | 80.5 | 70.2 | 75.5 | 67.8 | 84.8 | 64.8 | 79.8 | 20.0 | 29.0 |
| 4.0 | 3.8 | 3.5 | 65.3 | 73.3 | 63.3 | 68.3 | 61.4 | 69.8 | 59.4 | 64.8 | 55.8 | 72.8 | 52.8 | 67.8 | 23.0 | 32.0 |
| 10.0 | 6.0 | 5.6 | 59.3 | 67.3 | 57.3 | 62.3 | 53.3 | 61.7 | 51.3 | 56.7 | 47.8 | 64.8 | 44.8 | 59.8 | 25.0 | 38.0 |
| 16.0 | 7.6 | 7.1 | 56.2 | 64.2 | 54.2 | 59.2 | 48.6 | 57.1 | 46.6 | 52.1 | 43.7 | 60.7 | 40.7 | 55.7 | 25.0 | 34.0 |
| 20.0 | 8.5 | 7.9 | 54.8 | 62.8 | 52.8 | 57.8 | 46.2 | 54.9 | 44.2 | 49.9 | 41.8 | 58.8 | 38.8 | 53.8 | 25.0 | 34.0 |
| 31.25 | 10.8 | 10.0 | 51.9 | 59.9 | 49.9 | 54.9 | 41.1 | 49.9 | 39.1 | 44.9 | 37.9 | 54.9 | 34.9 | 49.9 | 23.6 | 32.0 |
| 62.5 | 15.5 | 14.4 | 47.4 | 55.4 | 45.4 | 50.4 | 31.9 | 41.0 | 29.9 | 36 | 31.9 | 48.9 | 28.9 | 43.9 | 21.5 | 32.0 |
| 100.0 | 19.9 | 18.6 | 44.3 | 52.3 | 42.3 | 47.3 | 24.4 | 33.7 | 22.4 | 28.7 | 27.8 | 44.8 | 24.8 | 39.8 | 20.1 | 32.0 |
| 160.0 | 25.9 | 24.1 | 41.2 | 49.2 | 39.2 | 44.2 | 15.5 | 25.1 | 13.5 | 20.1 | 23.7 | 40.7 | 20 | 35.7 | 18.7 | 31.0 |
| 200.0 | 29.0 | 26.8 | 39.8 | 47.8 | 37.8 | 42.8 | 10.6 | 21.0 | 8.6 | 15.2 | 21.8 | 38.8 | 18.8 | 33.8 | 18.0 | 29.0 |
| 250.0 | 33.0 | 30.5 | 38.3 | 46.3 | 36.3 | 40.3 | 5.3 | 15.8 | 3.3 | 10.8 | 19.8 | 37 | 16.8 | 31.8 | 17.3 | 29.0 |

***Category 6 U/UTP Installation Cable***

| PART NO. | DESCRIPTION | PACKING SIZE |
|---|---|---|
| 206141115 | Premium Line Category 6 U/UTP Installation Cable, 305m Box, PVC, Grey | 42×42×21 cm |
| 206142115 | Premium Line Category 6 U/UTP Installation Cable, 305m Box, LSOH, Grey | 42×42×21 cm |



## Installation Cable
### Category 6 U/UTP Outdoor Gel Filled

Premium Line Category 6 gel filled cable is ideally designed for outdoor cabling. Each conductor made by annealed 23AWG bare copper, guarantees the conductor elongation strength, the semi-solid gel filling around each pair, against the water penetration and protects inner insulation from vile weather. The cable completed with excellent PE out sheath, ensures it could endure all weather condition in temperature range -40°C ~60°C.

***Standards:***

- ANSI/TIA-568-C.2
- ISO/IEC 2nd Edition 11801 CLASS E
- CENELEC EN 50173-1
- CENELEC EN 50288-6-1, IEC 61156-5 for horizontal cable
- RoHS compliant

726143122

***Application:***

- CCTV IP system video, voice transmission
- POE system
- 1000BASE-TX (Gigabit Ethernet)
- 1000BASE-T (Gigabit Ethernet)
- 100BASE-TX Fast Ethernet
- 10BASE-T Ethernet
- Voice

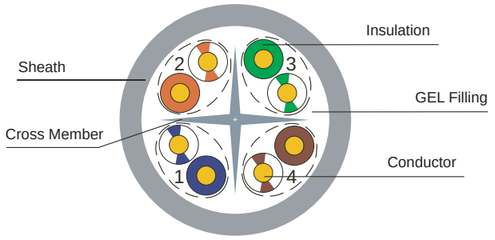


***Construction***

| Conductor | Material / size | Bare Copper/23 AWG |
|---|---|---|
| Insulation | Material | HDPE |
| Filling Gel | | Petroleum Jelly |
| Sheath | Material | PE |
| | Diameter | 7.2± 0.5 mm |
| Operation Temperature | | -40°C ~60°C |

***Electrical Performance***

| Freq | Insertion Loss | | NEXT | | PS NEXT | | ACR-F | | PSACR-F | | Return Loss | |
|---|---|---|---|---|---|---|---|---|---|---|---|---|
| (MHz) | (dB) | | (dB/100m) | | (dB) | | (dB) | | (dB) | | (dB) | |
| | Nor. | Typ. | Nor. | Typ. | Nor. | Typ. | Nor. | Typ. | Nor. | Typ. | Nor. | Typ. |
| 1.0 | 1.9 | 1.7 | 65.0 | 67.1 | 62.0 | 64.1 | 64.2 | 76.4 | 61.2 | 74.5 | 19.1 | 26.1 |
| 4.0 | 3.5 | 3.2 | 64.1 | 68.8 | 61.8 | 65.8 | 52.1 | 64.5 | 49.1 | 62.4 | 21.0 | 32.5 |
| 10.0 | 5.5 | 5.2 | 57.8 | 60.8 | 55.5 | 57.8 | 44.2 | 56.4 | 41.2 | 54.5 | 21.0 | 34.1 |
| 16.0 | 7.0 | 6.7 | 54.6 | 56.6 | 52.2 | 53.6 | 40.1 | 52.3 | 37.1 | 40.4 | 20.0 | 30.6 |
| 20.0 | 7.9 | 7.6 | 53.1 | 55.1 | 50.7 | 52.1 | 38.2 | 50.4 | 35.2 | 48.5 | 19.5 | 31.0 |
| 31.25 | 10.0 | 9.7 | 50.0 | 53.4 | 47.5 | 50.4 | 34.3 | 46.4 | 31.3 | 44.5 | 18.5 | 31.5 |
| 62.5 | 14.4 | 14.2 | 45.1 | 48.0 | 42.7 | 45.0 | 28.3 | 40.5 | 25.3 | 38.5 | 16.0 | 27.4 |
| 100.0 | 18.6 | 18.3 | 41.8 | 44.4 | 39.3 | 41.4 | 24.2 | 36.3 | 21.2 | 34.0 | 14.0 | 26.0 |
| 200.0 | 27.4 | 27.1 | 36.9 | 39.0 | 34.3 | 36.0 | 18.2 | 30.5 | 15.2 | 28.1 | 11.0 | 23.8 |
| 250.0 | 31.1 | 30.8 | 35.3 | 37.2 | 32.7 | 34.2 | 16.2 | 28.5 | 13.2 | 26.1 | 10.0 | 22.5 |

***Category 6 U/UTP Installation Cable***

| PART NO. | DESCRIPTION | PACKING SIZE |
|---|---|---|
| 726143122 | Premium Line Category 6 U/UTP Outdoor Installation Cable, Gel Filled,-40℃, PE, 305m Reel | 40×40×25 cm |

# CATEGORY 6
# CABLING SOLUTIONS



## Keystone Jack
### Category 6 Shielded Keystone Jack

Premium Line 90 ° shielded keystone jack in fully shielded design, optimizes shield effectiveness protection from EMI. Dual IDC connector can accept 22-26 AWG solid cables, supports T568 A&B wiring, and it uses 110 or Krone tools for termination.

Premium Line Category 6 shielded keystone jack performance conforms to ANSI/TIA-568-C.2, ISO/IEC 11801 and EN50173-1 Category 6 specifications, supports the channel link bandwidth up to 250MHz.

***Physical Characteristics***

| | |
|---|---|
| Jack | Phosphor bronze, 50µ inch gold plating over nickel in contact area |
| IDC | 100µ inch nickel plated over phosphor bronze |
| Shielded Cover | 50~60µ inch nickel plated over phosphor bronze |

***Electrical Characteristics***

| | |
|---|---|
| Dielectric Strength | 1000V RMS for 1min |
| Current Rating | 1.5Amp Max. |
| Insulation Resistance | 10MΩ Min. |
| Contact Resistance | 2mΩ per contact |
| Temperature Range | -10°C to 60°C |
| Humidity | 10%~90%; non condensing |

***Applications***

- 1000BASE-TX Gigabit Ethernet
- 1000BASE-T Gigabit Ethernet
- 100BASE-TX Fast Ethernet
- 10BASE-T Ethernet
- Voice, Video and other applications

106211010

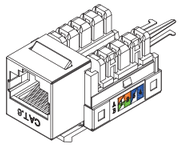

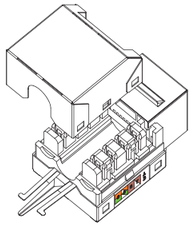

All the products are verified to the electrical characteristics required in the directive.

***Category 6 Shielded Keystone Jack***

| PART NO. | DESCRIPTION | PACKING SIZE |
|---|---|---|
| 106211010 | Premium Line Category 6 90° Shielded Keystone Jack, Dual Type IDC | 53.8×35.2×27 cm |



## Keystone Jack
### Category 6 Shielded Die-Casting Keystone Jack

Premium Line 180 ° shielded die-casting keystone jack in special design for optimal EMI protection. Tool-less design does not need additional tools for termination, supports T568 A&B wiring.

***Physical Characteristics***

| | |
|---|---|
| Body Material | Housing: PC, UL94 V-0 |
| | Body: zinc die-casting |
| Jack Contact | Phosphor bronze, 50µ inch gold plated over nickel |
| IDC Contacts | 100µ inch nickel plated over phosphor bronze |

***Electrical Characteristics***

| | |
|---|---|
| Dielectric Strength | 1000V RMS for 1min |
| Current Rating | 1.5Amp Max. |
| Insulation Resistance | 10MΩ Min. |
| Contact Resistance | 2mΩ per contact |
| Temperature Range | -10°C to 60°C |
| Humidity | 10%~90%; non condensing |

***Applications***

- 1000BASE-TX Gigabit Ethernet
- 1000BASE-T Gigabit Ethernet
- 100BASE-TX Fast Ethernet.
- 10BASE-T Ethernet.
- Voice, Video and other applications.



106524010

All the products are verified to the electrical characteristics required in the directive.

***Category 6 Shielded Die-Casting Keystone Jack***

| PART NO. | DESCRIPTION | PACKING SIZE |
|---|---|---|
| 106524010 | Premium Line Category 6 180° Shielded Die-Casting Keystone Jack | 42×41×38 cm |
| 170252402 | Premium Line High Density Shielded Unloaded Patch Panel with Integrated Bar | 50.5×27.9×27 cm |

# CATEGORY 6
# CABLING SOLUTIONS



## Keystone Jack
### Category 6 90° Unshielded Keystone Jack

Premium Line 90° unshielded keystone jack is in classical design, the dual type IDC accepts 22-26 AWG solid cables, easy terminated with 110 or Krone tools, supports T568 A&B wiring.

With its good & stable performance, this module earns the good sales result in the market.

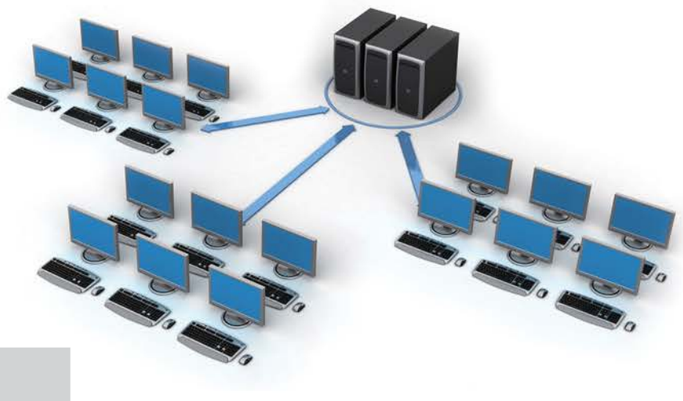

***Physical Characteristics***

| | |
|---|---|
| Housing | PC, UL94 V-0 |
| Jack Contact | Phosphor bronze, 50µ inch gold plated over nickel |
| IDC Contacts | 100µ inch nickel plated over phosphor bronze |

***Electrical Characteristics***

| | |
|---|---|
| Dielectric Strength | 1000V RMS for 1min |
| Current Rating | 1.5Amp Max. |
| Insulation Resistance | 10MΩ Min. |
| Contact Resistance | 2mΩ per contact |
| Temperature Range | -10°C to 60°C |
| Humidity | 10%~90%; non condensing |

***Applications***

- 1000BASE-TX Gigabit Ethernet
- 1000BASE-T Gigabit Ethernet
- 100BASE-TX Fast Ethernet
- 10BASE-T Ethernet
- Voice, Video and other applications

106111010

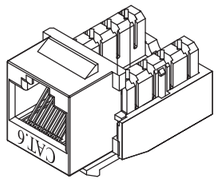


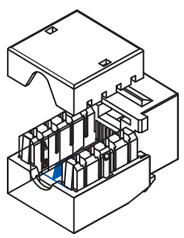

All the products are verified to the electrical characteristics required in the directive.

***Category 6 Unshielded Keystone Jack***

| PART NO. | DESCRIPTION | PACKING SIZE |
|---|---|---|
| 106111010 | Premium Line Category 6 90° Unshielded Keystone Jack, Dual Type IDC, White | 53.8×35.2×27 cm |



## Keystone Jack
### Category 6 180° Unshielded Keystone Jack

Premium Line 180 ° unshielded keystone jack is in classical design, it's compatible with all Premium Line unloaded modules. The dual type IDC accepts 22-26 AWG solid cables, easy terminated with 110 or Krone tools, supports T568 A&B wiring.
With its good & stable performance, this module earns the good sales result in the market.

***Physical Characteristics***

| | |
|---|---|
| Body Material | Housing: PC, UL94 V-0 |
| Jack Contact | Phosphor bronze, 50µ inch gold plated over nickel |
| IDC Contacts | 100µ inch nickel plated over phosphor bronze |

***Electrical Characteristics***

| | |
|---|---|
| Dielectric Strength | 1000V RMS for 1min |
| Current Rating | 1.5Amp Max. |
| Insulation Resistance | 10MΩ Min. |
| Contact Resistance | 2mΩ per contact |
| Temperature Range | -10°C to 60°C |
| Humidity | 10%~90%; non condensing |

***Applications***

- 1000BASE-TX Gigabit Ethernet
- 1000BASE-T Gigabit Ethernet
- 100BASE-TX Fast Ethernet.
- 10BASE-T Ethernet.
- Voice, Video and other applications.

106121010

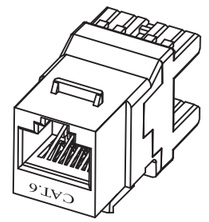


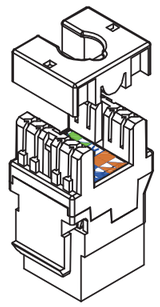

All the products are verified to the electrical characteristics required in the directive.

***Category 6 Unshielded Keystone Jack***

| PART NO. | DESCRIPTION | PACKING SIZE |
|---|---|---|
| 106121010 | Premium Line Category 6 180° Unshielded Keystone Jack, Dual Type IDC, White | 53.8×35.2×27 cm |
| 171022402 | Premium Line 24port High Density Unloaded Patch Panel for Unshielded Keystone Jacks, Black | 50.4×24.5×25.4 cm |

## Keystone Jack

### Category 6 90° Unshielded Slim Keystone Jack

Premium Line Category 6 90° unshielded slim keystone jack is the mini type of standard 90° unshielded keystone jack as its naming. All inner construction and characteristics are same as normal one.

***Physical Characteristics***

| | |
|---|---|
| Housing | PC, UL94 V-0 |
| Jack Contact | Phosphor bronze, 50μ inch gold plated over nickel |
| IDC Contacts | 100μ inch nickel plated over phosphor bronze |

***Applications***

- 1000BASE-TX Gigabit Ethernet.
- 1000BASE-T Gigabit Ethernet.
- 100BASE-TX Fast Ethernet.
- 10BASE-T Ethernet.
- Voice, Video and other applications.

106311010

## Keystone Jack

### Category 6 180° Unshielded Shutter Type Keystone Jack

Premium Line Category 6 180 ° unshielded shutter type keystone jack is ideally designed to protect jack against ingress of dirt, ease the work in field installation and future ports management. The rest is same as standard 180 ° keystone module, supports easy termination, accepts 22-26 AWG solid cables, supports T568 A&B wiring. The finish product complies with EU ROHS directive.

***Physical Characteristics***

| | |
|---|---|
| Housing | PC, UL94 V-0 |
| Jack Contact | Phosphor bronze, 50μ inch gold plated over nickel |
| IDC Contacts | 100μ inch nickel plated over phosphor bronze |

***Applications***

- 1000BASE-TX Gigabit Ethernet.
- 1000BASE-T Gigabit Ethernet.
- 100BASE-TX Fast Ethernet.
- 10BASE-T Ethernet.
- Voice, Video and other applications.

106721010

All the products are verified to the electrical characteristics required in the directive.

***Category 6 Unshielded Keystone Jack***

| PART NO. | DESCRIPTION | PACKING SIZE |
|---|---|---|
| 106311010 | Premium Line Category 6 90° Unshielded Slim Keystone Jack, Dual Type IDC | 42.4×35.2×24 cm |
| 106721010 | Premium Line Category 6 180° Unshielded Slim Shutter Keystone Jack | 53.8×35.2×27 cm |



## Modular Patch Panel

### High Density Unloaded Patch Panel

Premium Line unshielded compact unloaded patch panel is in dedicated design to adopt Premium Line 180° unshielded keystone jack or 90° slim keystone jack, to meet different place use intentions. Each port has sequence numbering, plastic labeling remark and above markable position, for future port identification or re-management. Main body is made of single complete steel plate, finished in 1U 19” size, suits for all standard 19” rack installation.

171022402



All the products are verified to the electrical characteristics required in the directive.

***High Density Unloaded Patch Panel***

| PART NO. | DESCRIPTION | PACKING SIZE |
|---|---|---|
| 171022402 | Premium Line 24port High Density Unloaded Patch Panel for 180°Unshielded & 90° Unshielded Slim Keystone Jacks(P/N 109121010,106121010,106311010,106391010, 106621010,106621020,106721010,105311010,105121010), Black | 50.4×24.5×25.4 cm |
| 195030002 | Premium Line Cable Management Bar, Screw Type, Black | 50.5×27.9×27 cm |

# CATEGORY 6
# CABLING SOLUTIONS



## Patch Panel
### Category 6 1U Shielded Patch Panel

Premium Line Category 6 shielded patch panel comply with ANSI/TIA-568-C.2, ISO/IEC 11801 and EN 50173-1 Class E specifications. The complete module complies with EU RoHS directive.
The construction in standard 1U 19” size suits all 19” rack installation. The main metal frame and rear back cover are made of SECC material, with the thickness over 1.0mm. Dual type IDC accepts 22-26 AWG solid cable, easy for termination with 110 or Krone tools. The finished product is available in black or light gray RAL7035 color.

***Physical Characteristics***

| | |
|---|---|
| Jack | Phosphor bronze, 50µ inch gold plating over nickel in contact area |
| IDC | 100µ inch nickel plated over phosphor bronze |
| Shielded Cover | 50~60µ inch nickel plated over phosphor bronze |

***Electrical Characteristics***

| | |
|---|---|
| Dielectric Strength | 1000V RMS for 1min |
| Current Rating | 1.5Amp Max. |
| Insulation Resistance | 10MΩ Min. |
| Contact Resistance | 2mΩ per contact |
| Temperature Range | -10°C to 60°C |
| Humidity | 10%~90%; non condensing |

***Applications***

- 1000BASE-TX Gigabit Ethernet
- 1000BASE-T Gigabit Ethernet
- 100BASE-TX Fast Ethernet
- 10BASE-T Ethernet
- Voice, Video and other applications



176212412

All the products are verified to the electrical characteristics required in the directive.

***Category 6 1U Shielded Patch Panel***

| PART NO. | DESCRIPTION | PACKING SIZE |
|---|---|---|
| 176212412 | Premium Line Category 6 24port Shielded Patch Panel, Dual Type IDC, Black | 50.5×27.9×27 cm |
| 176212419 | Premium Line Category 6 24port Shielded Patch Panel, Dual Type IDC, RAL7035 | 50.5×27.9×27 cm |



## Patch Panel
### Category 6 0.5U Shielded Patch Panel

Premium Line Category 6 0.5U shielded patch panel complies with ANSI/TIA-568-C.2, ISO/IEC 11801 and EN 50173-1 Class E specifications. The complete module complies with EU RoHS directive.
The construction is in standard 19” but in 0.5U size, this is the only difference from Premium Line 1U shielded patch panel on the purpose of rack space saving. The main metal frame and rear back cover made by SECC material, with the thickness over 1.0mm. Dual type IDC accepts 22-26 AWG solid cable, easy for termination with 110 or Krone tools. The finished product available in black or light gray RAL7035 color.

***Physical Characteristics***

| | |
|---|---|
| Jack | Phosphor bronze, 50µ inch gold plating over nickel in contact area |
| IDC | 100µ inch nickel plated over phosphor bronze |
| Shielded Cover | 50~60µ inch nickel plated over phosphor bronze |

***Electrical Characteristics***

| | |
|---|---|
| Dielectric Strength | 1000V RMS for 1min |
| Current Rating | 1.5Amp Max. |
| Insulation Resistance | 10MΩ Min. |
| Contact Resistance | 2mΩ per contact |
| Temperature Range | -10°C to 60°C |
| Humidity | 10%~90%; non condensing |

***Applications***

- 1000BASE-TX Gigabit Ethernet
- 1000BASE-T Gigabit Ethernet
- 100BASE-TX Fast Ethernet
- 10BASE-T Ethernet
- Voice, Video and other applications



176272412

All the products are verified to the electrical characteristics required in the directive.

***Category 6 0.5U Shielded Patch Panel***

| PART NO. | DESCRIPTION | PACKING SIZE |
|---|---|---|
| 176272412 | Premium Line Category 6 24port Shielded Patch Panel, 0.5U, Dual Type IDC, Black | 50.5×27.9×27 cm |
| 176272419 | Premium Line Category 6 24port Shielded Patch Panel, 0.5U, Dual Type IDC, RAL7035 | 50.5×27.9×27 cm |

CATEGORY 6
CABLING SOLUTIONS

premium line

www.premiumline-cabling.com

## Patch Panel
### Category 6 Unshielded Patch Panel

Premium Line Category 6 unshielded patch panel complies with ANSI/TIA-568-C.2, ISO/IEC 11801 and EN 50173-1 Class E specifications. The complete module complies with EU RoHS directive.
The construction in standard 1U 19” size, suits all 19” rack installation. The main metal frame is made of SECC material, with the thickness over 1.0mm. Dual type IDC accepts 22-26 AWG solid cable, easy for termination with 110 or Krone tools. The finished product is available in 24 ports (1U) and 48 ports (2U).

***Physical Characteristics***

| | |
|---|---|
| Jack | Phosphor bronze, 50µ inch gold plating over nickel in contact area |
| IDC | 100µ inch nickel plated over phosphor bronze |

***Electrical Characteristics***

| | |
|---|---|
| Dielectric Strength | 1000V RMS for 1min |
| Current Rating | 1.5Amp Max. |
| Insulation Resistance | 10MΩ Min. |
| Contact Resistance | 2mΩ per contact |
| Temperature Range | -10°C to 60°C |
| Humidity | 10%~90%; non condensing |

***Applications***

- 1000BASE-TX Gigabit Ethernet
- 1000BASE-T Gigabit Ethernet
- 100BASE-TX Fast Ethernet
- 10BASE-T Ethernet
- Voice, Video and other applications

176122412

All the products are verified to the electrical characteristics required in the directive.

***Category 6 Unshielded Patch Panel***

| PART NO. | DESCRIPTION | PACKING SIZE |
|---|---|---|
| 176122412 | Premium Line Category 6 24port Unshielded Patch Panel, Dual Type IDC, Black | 50×24.5×25.5 cm |
| 176124812 | Premium Line Category 6 48port Unshielded Patch Panel, Dual Type IDC, Black | 50×24.5×25.5 cm |
| 195000002 | Premium Line Cable Management Bar, Click On Type, Black | 50.5×27.9×27 cm |
| 195030002 | Premium Line Cable Management Bar, Screw Type, Black | 50.5×27.9×27 cm |



## Patch Panel
### Category 6 Labeling Holder Panel

Premium Line Category 6 labeling unshielded patch panel complies with TIA/EIA-568C.2, ISO/IEC 11801 and EN 50173-1 Class E specifications. The complete module complies with EU RoHS directive.

***Physical Characteristics***

| | |
|---|---|
| Jack | Phosphor bronze, 50µ inch gold plating over nickel in contact area |
| IDC | 100µ inch nickel plated over phosphor bronze |

***Electrical Characteristics***

| | |
|---|---|
| Dielectric Strength | 1000V RMS for 1min |
| Current Rating | 1.5Amp Max. |
| Insulation Resistance | 10MΩ Min. |
| Contact Resistance | 2mΩ per contact |
| Temperature Range | -10°C to 60°C |
| Humidity | 10%~90%; non condensing |

***Applications***

- 1000BASE-TX Gigabit Ethernet
- 1000BASE-T Gigabit Ethernet
- 100BASE-TX Fast Ethernet
- 10BASE-T Ethernet
- Voice, Video and other applications

176722412

All the products are verified to the electrical characteristics required in the directive.

***Category 6 Labeling Holder Panel***

| PART NO. | DESCRIPTION | PACKING SIZE |
|---|---|---|
| 176722412 | Premium Line Category 6 24port Unshielded Patch Panel with Labeling Holder, Dual Type IDC, Black | 50×24.5×25.5 cm |

# CATEGORY 6
# CABLING SOLUTIONS

premium line

www.premiumline-cabling.com

## Patch Panel
### Category 6 0.5U/24 Port & 1U/48 Port Unshielded Patch Panel

Premium Line Category 6 19” high density patch panel, 24 port in 0,5U and 48 ports in 1U Size, could significantly expand your capacity by space saving in the rack! For any cross-connect rack and HC networking rack in the datacenter or TR, it's the ideal design to achieve more flexible deployment and also anytime available end subscribers' expansion. Two pieces easy click-in cable management bar at the back side is high strength affordable.  The compact design saving physical space in rack and combine with its quality headroom margin performance, the panel is your ideal budget saving and competitive solution to others.

176182412

176144812

All the products are verified to the electrical characteristics required in the directive.

***Category 6 0.5U/1U Unshielded Patch Panel***

| PART NO. | DESCRIPTION | PACKING SIZE |
|---|---|---|
| 176182412 | Permium Line Category 6 0,5U UTP Patch Panel with One Cable Management Bar, 24 Ports | 52×24×36 cm |
| 176144812 | Premium Line Category 6 1U UTP Patch Panel with Two Cable Management Bars, 48 Ports | 51.5×24×35 cm |



## Patch Cord
### Category 6 S/FTP Patch Cord

Premium Line Category 6 S/FTP system patch cord is factory verified products, dedicated for datacenter and high end project use.
To realize the high performance, the cable is coming with two shielding layers. Each pair is wrapped by individual Aluminum-Mylar film, to eliminate the near end pair to pair interferences. Again an aluminum coated braiding laid over the inner structure, provides protection against outside EMI interferences.

***Compliances:***

- ANSI/TIA/EIA 568-C.2 Category.6
- ISO/IEC 11801 2nd Edition Class D
- CENELEC EN 50173-1 Class D
- CENELEC EN 50288
- 3P Certified Channel Performance
- Flame retardance according to IEC 60332-1-2
- RJ45 contacts 50µ inch gold plated
- Molded snag proof boot
- RoHS compliant

***Applications:***

Premises environment, ideal for severe electrical interference places, or along with active power devices

- 1000BASE-TX Gigabit Ethernet
- 1000BASE-T Gigabit Ethernet
- 100BASE-TX Fast Ethernet
- 10BASE-T Ethernet
- Voice, Video and other applications



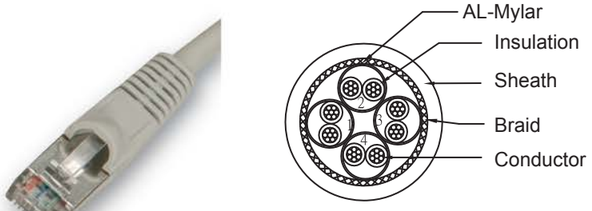


***Construction***

| | | |
|---|---|---|
| Conductor | Material / size | Bare Copper / 26 AWG |
| Insulation | Material | Foam-Skin PE |
| Inner-Shield | Aluminum-Mylar | An Aluminum Foil Screen Around Each Pair |
| Braid | Material | Tinned Copper |
| Sheath | Material | PVC / LSOH |
| | Diameter | 5.7± 0.3 mm |

***Category 6 S/FTP Patch Cord, PVC***

| LENGTH | GREY | GREEN | BLUE | RED | Yellow |
|---|---|---|---|---|---|
| 0.5 m | 186410055 | 186410056 | 186410054 | 186410053 | 186410058 |
| 1 m | 186410105 | 186410106 | 186410104 | 186410103 | 186410108 |
| 2 m | 186410205 | 186410206 | 186410204 | 186410203 | 186410208 |
| 3 m | 186410305 | 186410306 | 186410304 | 186410303 | 186410308 |
| 5 m | 186410505 | 186410506 | 186410504 | 186410503 | 186410508 |
| 7 m | 186410705 | 186410706 | 186410704 | 186410703 | 186410708 |
| 10 m | 186411005 | 186411006 | 186411004 | 186411003 | 186411008 |

Other lengths, colors or halogen free cables on request

# CATEGORY 6
# CABLING SOLUTIONS

premium line

www.premiumline-cabling.com

## Patch Cord
### Category 6 U/UTP System Patch Cord

Premium Line Category 6 U/UTP system patch cord is designed for the high end project use.
Compare to normal U/UTP patch cable, system patch cord exists a PE cross member, each pairs of whole cable retain the same stranding appearance and pitch as designed, even after transportation, cabling, wiring and management, this is the key factor to guarantee performances in various application.

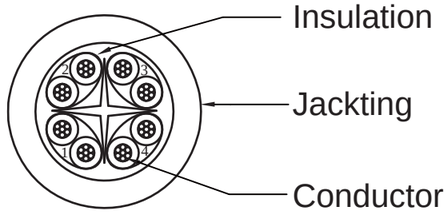


***Compliances:***

- ANSI/TIA/EIA 568-C.2
- ISO/IEC 11801 2nd Edition
- CENELEC EN 50173-1
- CENELEC EN 50288
- 100% factory tested to component level performance as per TIA/EIA-568-C.2 specifications
- Flame retardance according to IEC 60332-1-2
- RJ45 contacts 50µ inch gold plated
- Molded snag proof boot
- RoHS compliant

***Applications:***

Premises environment, option for equipment cord in cross-connect, ideal for 4 plug-in and above applications,

- 1000BASE-TX Gigabit Ethernet
- 1000BASE-T Gigabit Ethernet
- 100BASE-TX Fast Ethernet
- 10BASE-T Ethernet
- Voice, Video and other applications

***Construction***

| Conductor | Material / size | Bare Copper / 24 AWG |
|---|---|---|
| Insulation | Material | HDPE |
| Sheath | Material | PVC / LSOH |
| | Diameter | 6.4 ± 0.2 mm |

***Category 6 U/UTP System Patch Cord, PVC***

| LENGTH | GREY | GREEN | BLUE | RED | YELLOW |
|---|---|---|---|---|---|
| 0.5 m | 186610055 | 186610056 | 186610054 | 186610053 | 186610058 |
| 1 m | 186610105 | 186610106 | 186610104 | 186610103 | 186610108 |
| 2 m | 186610205 | 186610206 | 186610204 | 186610203 | 186610208 |
| 3 m | 186610305 | 186610306 | 186610304 | 186610303 | 186610308 |
| 5 m | 186610505 | 186610506 | 186610504 | 186610503 | 186610508 |
| 7 m | 186610705 | 186610706 | 186610704 | 186610703 | 186610708 |
| 10 m | 186611005 | 186611006 | 186611004 | 186611003 | 186611008 |

Other lengths, colors or halogen free cables on request



## Patch Cord
### Category 6 U/UTP Retail Patch Cord

Premium Line Category 6 U/UTP retail patch cord supports the whole Category 6 channel transmission as per standard ANSI/TIA-568-C.2, ISO/IEC 11801 and EN 50173-1 Class E specifications.

***Construction***

| Conductor | Material / size | Bare Copper / 24 AWG |
|---|---|---|
| Insulation | Material | HDPE |
| Sheath | Material | PVC / LSOH |
| | Diameter | 5.8± 0.3 mm |

***Category 6 U/UTP Retail Patch Cord***

| PART NO. | DESCRIPTION |
|---|---|
| 1861xyyyz | Premium Line Category.6 U/UTP Retail Patch Cord, 24AWG |

"x" , 1 = PVC; 2 = LSOH "yyy" , 005 = 0.5m; 010 = 1.0m; 020 =2.0m; 030 = 3.0m; 050 = 5.0m; 070 = 7.0m; 100 = 10.0m
"z" , 3 = Red; 4 = Blue; 5 = Grey; 6 = Green; 8 = Yellow

## Patch Cord
### Category 6 U/UTP Slimline Patch Cord

***Construction***

| Conductor | Material / size | Bare Copper / 30 AWG |
|---|---|---|
| Insulation | Material | HDPE |
| Sheath | Material | LSOH |
| | Diameter | 3.1 ± 0.2 mm |

***Category 6 U/UTP Slimline Patch Cord***

| PART NO. | DESCRIPTION |
|---|---|
| 18692yyyz | Premium Line Category.6 U/UTP SlimLine Patch Cord, LSOH |

"yyy" , 003 = 0.3m, 005 = 0.5m, 010 = 1.0m, 020 = 2.0m
"z" , 1 = White, 2 = Black, 3 = Red, 4 = Blue, 5 = Grey, 6 = Green, 8 = Yellow

## Flexible Consolidation Point Cable
### Category 6 U/UTP CP Cable

Flexible consolidation point cables are popular in horizontal cabling system, its featured characteristic – Easy and Fast Deployment – is realized by professional IT staff, and it's applied in many occasions and places, like ZDA to EDA in datacenter, open office easy and quick expanding nodes, extensions in horizontal cabling and etc.
Premium Line Category 6 Giga Ethernet CP cable is 100% factory Short Link 3 Connectors Permanent Link test verified and passed.

- Flexible patch cable
- RJ45 plug to keystone jack (106721010)
- Optional keystone upon choice
- Factory terminated and tested
- Available length 5m, 7m, 10m, 20m
- Test service and results attached

***Category 6 U/UTP CP Cable, PVC***

| Length | Grey |
|---|---|
| 5m | 71661050550 |
| 7 m | 71661070550 |
| 10 m | 71661100550 |
| 20 m | 71661200550 |

# CATEGORY 5e CABLING SOLUTIONS

With the high speed data transmission requirement in LAN, 1998 IEEE ratified standard 802.3z defined protocol 1000BASE-T over Category 5e and higher level Ethernet cabling system. After that, with the step into 21st century, Category 5e (class D) cabling took the place of Category 5 cabling, and it became the main trend in data cabling market.

As 1000BASE-T defines that the Category 5e works in full-duplex mode, uses the complete 4pairs to transceive in the meantime, then this means each pair will receive the interference from other 3pairs, as well as the ground noise. Then this requires the link and components in use must be with sufficient headroom margin.

Premium Line supplies complete Category 5e solutions and components, meeting and over standard ANSI/TIA 568-C.2, ISO/IEC 11801 ED.2, EN 50173-1, the Category 5e channel is guaranteed to fully support the corresponding protocols & communication services over 100m. Moreover, as a Germany brand, Premium Line provides you complete EU RoHS compliant solutions.

Nowadays, with expansion services over Ethernet expediting, like IP phone, IP camera, security and control systems, intelligence home systems and etc., these do expand the traditional Category 5e cabling market. Also considering the future telephone system upgrading, more and more telephone subsystems suggest using Category 5e communication cable. Bases on all these, Premium Line will always provide you adequate Category 5e solutions and warranties.

premium line

## Premium Line
## Category 5e Cabling Solutions

### *Installation Cable*
Category 5e F/UTP 100MHz

Category 5e U/UTP 100MHz

Category 5e U/UTP Outdoor Gel filled

### *Keystone Jack*
Category 5e 180°Shielded Die-Casting Keystone Jack

Category 5e 90° Shielded Keystone Jack

Category 5e 90° & 180° Unshielded Keystone Jack

### *Patch Panel*
Category 5e Shielded Patch Panel

Category 5e Unshielded Patch Panel

Category 5e 0.5U/24 Port & 1U/48 Port Unshielded Patch Panel

### *Patch Cord*
Category 5e F/UTP Patch Cord

Category 5e U/UTP System Patch Cord

Category 5e U/UTP Retail Patch Cord

Category 5e U/UTP Flat Patch Cord

# CATEGORY 5e
# CABLING SOLUTIONS

premium line

www.premiumline-cabling.com



## Installation Cable
### Category 5e F/UTP 100MHz

***Standards:***

- ANSI/TIA-568-C.2
- ISO/IEC 11801 CLASS D
- CENELEC EN 50173-1
- CENELEC EN 50288
- Flame retardancy is verified according to IEC 60332-1-2.
- 3P Verified
- RoHS compliant

***Application:***

- 1000BASE-T Gigabit Ethernet
- 100BASE-TX Fast Ethernet
- 10BASE-T
- Voice, ISDN

205241115

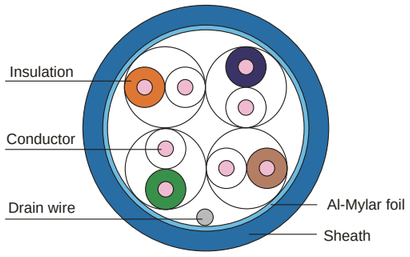


***Construction***

| Conductor | Material / size | Bare Copper / 24AWG | |
|---|---|---|---|
| Insulation | Material | Foam-Skin PE | |
| Shield | Material | Al-Mylar Type | |
| Drain wire | Material | Stranded Tinned Copper | |
| Sheath | Material | PVC | LSOH |
| | Diameter | 6.0 ± 0.3 mm | 6.0 ± 0.3 mm |

***Mechanical & Environmental Characteristics***

| Bending Radius | ≥ 6D, without load |
|---|---|
| | ≥ 8D, with load |
| Operation Temperature | -20°C~+60°C |
| Installation Temperature | 0°C~+50°C |
| Storage Temperature | -30°C~+60°C |

***Electrical Performance***

| Freq | Insertion Loss | | NEXT | | PS NEXT | | ACR | | PSACR | | ACR-F | | PSACR-F | | Return Loss | |
|---|---|---|---|---|---|---|---|---|---|---|---|---|---|---|---|---|
| (MHz) | (dB) | | (dB/100m) | | (dB) | | (dB) | | (dB) | | (dB) | | (dB) | | (dB) | |
| | Nor. | Typ. | Nor. | Typ. | Nor. | Typ. | Nor. | Typ. | Nor. | Typ. | Nor. | Typ. | Nor. | Typ. | Nor. | Typ. |
| 1.0 | 2.0 | 1.8 | 65.3 | 79.3 | 62.3 | 72.2 | 63.3 | 77.5 | 60.3 | 77.5 | 63.8 | 84.8 | 60.8 | 78.8 | 20.0 | 27.0 |
| 4.0 | 4.1 | 3.7 | 56.3 | 70.3 | 53.3 | 63.3 | 52.2 | 66.6 | 49.2 | 59.6 | 51.7 | 72.8 | 48.7 | 68.8 | 23.0 | 32.0 |
| 10.0 | 6.5 | 5.8 | 50.3 | 64.3 | 47.3 | 57.3 | 43.8 | 58.5 | 40.8 | 51.5 | 43.8 | 64.8 | 40.8 | 58.6 | 25.0 | 32.0 |
| 16.0 | 8.2 | 7.4 | 47.3 | 61.1 | 44.3 | 54.2 | 39.1 | 53.7 | 36.1 | 46.8 | 39.7 | 60.7 | 36.7 | 54.5 | 25.0 | 32.0 |
| 20.0 | 9.3 | 8.3 | 45.8 | 59.3 | 42.8 | 52.6 | 36.5 | 51.0 | 33.5 | 44.6 | 37.7 | 58.8 | 34.7 | 52.6 | 25.0 | 32.0 |
| 31.25 | 11.7 | 10.5 | 42.9 | 56.7 | 39.9 | 49.6 | 31.2 | 46.2 | 28.2 | 39.1 | 33.9 | 54.9 | 30.9 | 48.7 | 23.6 | 30.0 |
| 62.5 | 17.0 | 15.1 | 38.4 | 52.1 | 35.4 | 45.2 | 21.4 | 37.0 | 18.4 | 30.1 | 27.8 | 48.9 | 24.8 | 42.7 | 21.5 | 30.0 |
| 100.0 | 22.0 | 19.3 | 35.3 | 49.2 | 32.3 | 42.1 | 13.3 | 29.9 | 10.3 | 22.8 | 23.8 | 44.8 | 20.8 | 38.6 | 20.1 | 30.0 |

***Category 5e F/UTP 100MHz***

| PART NO. | DESCRIPTION | PACKING SIZE |
|---|---|---|
| 205241115 | Premium Line Category 5e F/UTP Installation Cable, 305m Box, PVC | 42×42×21 cm |
| 205242115 | Premium Line Category 5e F/UTP Installation Cable, 305m Box, LSOH | 42×42×21 cm |



## Installation Cable
### Category 5e U/UTP 100MHz

***Standards:***

- ANSI/TIA-568-C.2
- ISO/IEC 11801 ED.2
- CENELEC EN 50173-1
- CENELEC EN 50288-3-1
- Flame retardancy is verified according to IEC 60332-1-2
- 3P Verified
- ETL Verified
- RoHS compliant

***Application:***

- 1000BASE-T Gigabit Ethernet
- 100BASE-TX Fast Ethernet
- 10BASE-T
- Voice, ISDN

205141115

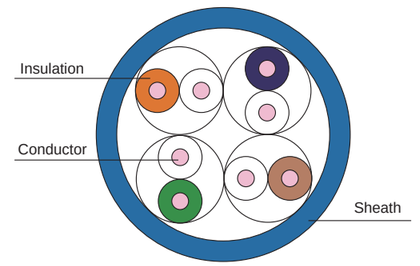


***Construction***

| Conductor | Material / size | Bare Copper / 24AWG | |
|---|---|---|---|
| Insulation | Material | HDPE | |
| Sheath | Material | PVC | LSOH |
| | Diameter | 5.2 ± 0.2 mm | 5.2 ± 0.2 mm |

***Electrical Performance***

| Freq | Insertion Loss | | NEXT | | PS NEXT | | ACR | | ACR-F | | PSACR-F | | Return Loss | |
|---|---|---|---|---|---|---|---|---|---|---|---|---|---|---|
| (MHz) | (dB/100m) | | (dB/100m) | | (dB/100m) | | (dB/100m) | | (dB/100m) | | (dB/100m) | | (dB/100m) | |
| | Nor. | Typ. | Nor. | Typ. | Nor. | Typ. | Nor. | Typ. | Nor. | Typ. | Nor. | Typ. | Nor. | Typ. |
| 1.0 | 2.0 | 1.8 | 65.3 | 77.7 | 62.3 | 75.2 | 63.3 | 75.9 | 63.8 | 69.2 | 60.8 | 68.5 | 20.0 | 40.1 |
| 4.0 | 4.1 | 3.7 | 56.3 | 68.7 | 53.3 | 66.0 | 52.2 | 65.0 | 51.7 | 57.5 | 48.7 | 57.0 | 23.0 | 40.1 |
| 10.0 | 6.5 | 6.0 | 50.3 | 60.7 | 47.3 | 58.3 | 43.8 | 54.7 | 43.8 | 49.0 | 40.8 | 48.2 | 25.0 | 37.3 |
| 16.0 | 8.2 | 7.7 | 47.3 | 56.1 | 44.3 | 53.7 | 39.1 | 48.4 | 39.7 | 45.6 | 36.7 | 43.8 | 25.0 | 36.7 |
| 20.0 | 9.3 | 8.6 | 45.8 | 55.3 | 42.8 | 52.9 | 36.5 | 46.7 | 37.7 | 43.6 | 34.7 | 42.8 | 25.0 | 36.0 |
| 31.25 | 11.7 | 10.8 | 42.9 | 52.7 | 39.9 | 50.0 | 31.2 | 41.9 | 33.9 | 40.1 | 30.9 | 39.3 | 23.6 | 32.6 |
| 62.5 | 17.0 | 15.5 | 38.4 | 48.0 | 35.4 | 45.5 | 21.4 | 32.5 | 27.8 | 34.7 | 24.8 | 33.5 | 21.5 | 31.6 |
| 100.0 | 22.0 | 19.8 | 35.3 | 44.5 | 32.3 | 42.2 | 13.3 | 24.7 | 23.8 | 30.4 | 20.8 | 29.4 | 20.1 | 31.7 |

***Category 5e U/UTP 100MHz***

| PART NO. | DESCRIPTION | PACKING SIZE |
|---|---|---|
| 205141115 | Premium Line Category 5e U/UTP Installation Cable, 305m Box, PVC | 35×35×21 cm |
| 205142115 | Premium Line Category 5e U/UTP Installation Cable, 305m Box, LSOH | 35×35×21 cm |

# CATEGORY 5e
# CABLING SOLUTIONS



## Installation Cable
### Category 5e U/UTP Outdoor Gel Filled

***Standards:***

- ANSI/TIA-568-C.2
- ISO/IEC 11801 ED.2
- CENELEC EN 50173-1
- CENELEC EN 50288-3-1
- RoHS compliant

***Application:***

- 1000BASE-T Gigabit Ethernet
- 100BASE-TX Fast Ethernet
- 10BASE-T
- Voice, ISDN

725143112

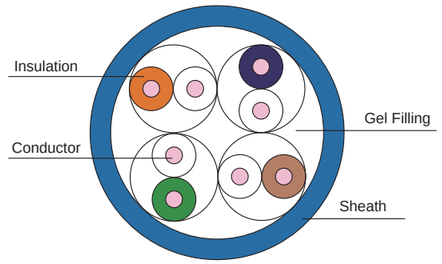


Premium Line Category 5e gel filled cable is ideal design for outdoor cabling. Each conductor is made of annealed 24AWG bare copper, to guarantee the conductor elongation strength. The semi-solid gel filling around each pair saves against water penetration and protects inner insulation from vile weather. The cable is finished with excellent PE out sheath to ensure it could endure all weather condition in temperature range -40°C ~60°C.

***Construction***

| | | |
|---|---|---|
| Conductor | Material / size | Bare Copper / 24AWG |
| Insulation | Material | HDPE |
| Sheath | Material | PE |
| Filling Gel | | NUFLEX RE-4088 |

***Mechanical & Environmental Characteristics***

| | |
|---|---|
| Bending Radius | ≥ 6D, without load |
| | ≥8D, with load |
| Operation Temperature | -40°C~+60°C |
| Installation Temperature | -10°C~+50°C |
| Storage Temperature | -50°C~+70°C |

***Electrical Performance***

| Freq | Insertion Loss | | NEXT | | PS NEXT | | ACR | | ACR-F | | PSACR-F | | Return Loss | |
|---|---|---|---|---|---|---|---|---|---|---|---|---|---|---|
| (MHz) | (dB) | | (dB/100m) | | (dB) | | (dB) | | (dB) | | (dB) | | (dB) | |
| | Nor. | Typ. | Nor. | Typ. | Nor. | Typ. | Nor. | Typ. | Nor. | Typ. | Nor. | Typ. | Nor. | Typ. |
| 1.0 | 2.0 | 1.8 | 65.3 | 77.7 | 62.3 | 75.2 | 63.3 | 75.9 | 63.8 | 69.2 | 60.8 | 68.5 | 20.0 | 40.1 |
| 4.0 | 4.1 | 3.7 | 56.3 | 68.7 | 53.3 | 66.0 | 52.2 | 64.9 | 51.7 | 57.5 | 48.7 | 57.0 | 23.0 | 40.1 |
| 10.0 | 6.5 | 6.0 | 50.3 | 60.7 | 47.3 | 58.3 | 43.8 | 54.5 | 43.8 | 49.0 | 40.8 | 48.2 | 25.0 | 37.3 |
| 16.0 | 8.2 | 7.7 | 47.3 | 56.1 | 44.3 | 53.7 | 39.1 | 48.3 | 39.7 | 45.6 | 36.7 | 43.8 | 25.0 | 36.7 |
| 20.0 | 9.3 | 8.6 | 45.8 | 55.3 | 42.8 | 52.9 | 36.5 | 46.5 | 37.7 | 43.6 | 34.7 | 42.8 | 25.0 | 36.0 |
| 31.25 | 11.7 | 10.8 | 42.9 | 52.7 | 39.9 | 50.0 | 31.2 | 41.6 | 33.9 | 40.1 | 30.9 | 39.3 | 23.6 | 32.6 |
| 62.5 | 17.0 | 15.5 | 38.4 | 48.0 | 35.4 | 45.5 | 21.4 | 32.2 | 27.8 | 34.7 | 24.8 | 33.5 | 21.5 | 31.6 |
| 100.0 | 22.0 | 19.8 | 35.3 | 44.5 | 32.3 | 42.2 | 13.3 | 24.2 | 23.8 | 30.4 | 20.8 | 29.4 | 20.1 | 31.7 |

***Category 5e U/UTP Outdoor Gel Filled***

| PART NO. | DESCRIPTION | PACKING SIZE |
|---|---|---|
| 725143112 | Category 5e U/UTP Outdoor Installation Cable, Gel Filled -40°C, PE, 305m Box | 35×35×21 cm |



## Keystone Jack
### Category 5e 180° Shielded Die-Casting Keystone Jack

Premium Line 180 ° shielded die-casting keystone jack in special design for optimal EMI protection. Tool-less design no additional tools for termination needed, supports T568 A&B wiring. The finished product complies with EU RoHS directive.

***Physical Characteristics***

| | |
|---|---|
| Body Material | Housing: PC, UL94 V-0 |
| | Body: zinc die-casting |
| Jack Contact | Phosphor bronze, 50μ inch gold plated over nickel |
| IDC Contacts | 100μ inch nickel plated over phosphor bronze |

***Electrical Characteristics***

| | |
|---|---|
| Dielectric Strength | 1000V RMS for 1min |
| Current Rating | 1.5Amp Max. |
| Insulation Resistance | 10MΩ Min. |
| Contact Resistance | 2mΩ per contact |
| Temperature Range | -10°C to 60°C |
| Humidity | 10%~90%; non condensing |

***Applications***

- 1000BASE-T Gigabit Ethernet
- 100BASE-TX Fast Ethernet.
- 10BASE-T Ethernet.
- Voice, Video and other applications.



105524010

All the products are verified to the electrical characteristics required in the directive.

***Category 5e 180° Shielded Die-casting Keystone Jack***

| PART NO. | DESCRIPTION | PACKING SIZE |
|---|---|---|
| 105524010 | Premium Line Category 5e 180° Shielded Die-Casting Keystone Jack | 42×41×38 cm |
| 170252402 | Premium Line High Density Shielded Unloaded Patch Panel with Integrated Bar | 50.5×27.9×27 cm |

## Keystone Jack
### Category 5e 90° Shielded Keystone Jack

105211010

All the products are verified to the electrical characteristics required in the directive.

***Category 5e 90° Shielded Keystone Jack***

| PART NO. | DESCRIPTION | PACKING SIZE |
|---|---|---|
| 105211010 | Premium Line Category 5e 90° Shielded Keystone Jack, Dual Type IDC | 53.8×35.2×27 cm |

# CATEGORY 5e
# CABLING SOLUTIONS



## Keystone Jack
### Category 5e 90° Unshielded Keystone Jack

Premium Line 90° unshielded keystone jack is in classical design, the dual type IDC accepts 22-26 AWG solid cables, easy terminated with 110 or Krone tools, supports T568 A&B wiring.
The finished product complies with EU RoHS directive. With its good & stable performance, this module earns the good sales result in the market.
All the products are verified the electrical characteristics required in the directive.

105111010

***Physical Characteristics***

| | |
|---|---|
| Housing | PC, UL94 V-0 |
| Jack Contact | Phosphor bronze, 50µ inch goldplated over nickel |
| IDC Contacts | 100µ inch nickel plated overphosphor bronze |

***Electrical Characteristics***

| | |
|---|---|
| Dielectric Strength | 1000V RMS for 1min |
| Current Rating | 1.5Amp Max. |
| Insulation Resistance | 10MΩ Min. |
| Contact Resistance | 2mΩ per contact |
| Temperature Range | -10°C to 60°C |
| Humidity | 10%~90%; non condensing |

***Applications***

- 1000BASE-T Gigabit Ethernet
- 100BASE-TX Fast Ethernet
- 10BASE-T Ethernet
- Voice, Video and other applications

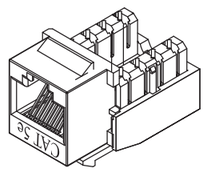


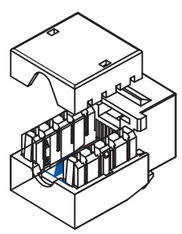

All the products are verified to the electrical characteristics required in the directive.

***Category 5e 90° Unshielded Keystone Jack***

| PART NO. | DESCRIPTION | PACKING SIZE |
|---|---|---|
| 105111010 | Premium Line Category 5e 90° Unshielded Keystone Jack, Dual Type IDC, White | 53.8×35.2×27 cm |

***Category 5e 90° Unshielded slim Keystone Jack***

| PART NO. | DESCRIPTION | PACKING SIZE |
|---|---|---|
| 105311010 | Premium Line Category 5e 90° Unshielded Slim Keystone Jack, Dual Type IDC, White | 53.8×35.2×27 cm |





## Keystone Jack
### Category 5e 180° Unshielded Keystone Jack

Premium Line 180° unshielded keystone jack is in classical design, the dual type IDC accepts 22-26 AWG solid cables, easy terminated with 110 or Krone tools, supports T568 A&B wiring.
The finished product complies with EU RoHS directive. With its good & stable performance, this module earns the good sales result in the market.
All the products are verified to the electrical characteristics required in the directive.

105121010

***Physical Characteristics***

| | |
|---|---|
| Housing | PC, UL94 V-0 |
| Jack Contact | Phosphor bronze, 50µ inch goldplated over nickel |
| IDC Contacts | 100µ inch nickel plated overphosphor bronze |

***Electrical Characteristics***

| | |
|---|---|
| Dielectric Strength | 1000V RMS for 1min |
| Current Rating | 1.5Amp Max. |
| Insulation Resistance | 10MΩ Min. |
| Contact Resistance | 2mΩ per contact |
| Temperature Range | -10°C to 60°C |
| Humidity | 10%~90%; non condensing |

***Applications***

- 1000BASE-T Gigabit Ethernet
- 100BASE-TX Fast Ethernet
- 10BASE-T Ethernet
- Voice, Video and other applications

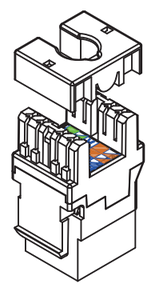

All the products are verified to the electrical characteristics required in the directive.

***Category 5e 180° unshielded Keystone Jack***

| PART NO. | DESCRIPTION | Packing Size |
|---|---|---|
| 105121010 | Premium Line Category 5e 180° Unshielded Keystone Jack, Dual Type IDC, White | 53.8×35.2×27 cm |
| 171022402 | Premium Line 24port High Density Unloaded Patch Panel for Unshielded Keystone Jacks, Black | 50.4×24.5×25.4 cm |

# CATEGORY 5e
# CABLING SOLUTIONS

## Patch Panel
### Category 5e Shielded Patch Panel

Premium Line Category 5e shielded patch panel complies with ANSI/TIA-568-c.2,ISO/IEC 11801 and EN50173-1 Class D specifications, The complete module complies with EU RoHS directive.
The construction in standard 1U 19” size, suits all 19” rack installation. The main metal frame and rear back cover made by SECC material, with the thickness over 1.0mm. Dual type IDC accepts 22-26 AWG solid cable, easy for termination with 110 or Krone tools. The finished product is avaiable in black or light gray RAL7035 color.

***Physical Characteristics***

| | |
|---|---|
| Jack | Phosphor bronze, 50μ inch gold plating over nickel in contact area |
| IDC | 100μ inch nickel plated over phosphor bronze |
| Shielded Cover | 50-60μ inch nickel plated over phosphor bronze |

***Electrical Characteristics***

| | |
|---|---|
| Dielectric Strength | 1000V RMS for 1min |
| Current Rating | 1.5Amp Max. |
| Insulation Resistance | 10MΩ Min. |
| Contact Resistance | 2mΩ per contact |
| Temperature Range | -10°C to 60°C |
| Humidity | 10%~90%; non condensing |

***Applications***

- 1000BASE-T Gigabit Ethernet
- 100BASE-TX Fast Ethernet
- 10BASE-T Ethernet
- Voice, Video and other applications

175212412

All the products are verified to the electrical characteristics required in the directive.

***Category 5e Shielded Patch Panel,1U***

| PART NO. | DESCRIPTION | PACKING SIZE |
|---|---|---|
| 175212412 | Premium Line Category 5e 24port Shielded Patch Panel, Dual Type IDC, Black | 50.5×27.9×27 cm |
| 175212419 | Premium Line Category 5e 24port Shielded Patch Panel, Dual Type IDC, RAL7035 | 50.5×27.9×27 cm |





## Patch Panel
### Category 5e Unshielded Patch Panel

Premium Line Category 5e unshielded patch panel complies with ANSI/TIA-568C.2, ISO/IEC 11801 and EN 50173-1 Class D specifications. The complete module complies with EU ROHS directive.
The construction in standard 1U 19” size, suits all 19” rack installation. The main metal frame made by SECC material, with the thickness over 1.0mm. Dual type IDC accepts 22-26 AWG solid cable, easy for termination with 110 or Krone tools. The finished product is avaiable in 24 ports (1U) and 48 ports (2U).

***Physical Characteristics***

| | |
|---|---|
| Jack | Phosphor bronze, 50μ inch gold plating over nickel in contact area |
| IDC | 100μ inch nickel plated over phosphor bronze |

***Electrical Characteristics***

| | |
|---|---|
| Dielectric Strength | 1000V RMS for 1min |
| Current Rating | 1.5Amp Max. |
| Insulation Resistance | 10MΩ Min. |
| Contact Resistance | 2mΩ per contact |
| Temperature Range | -10°C to 60°C |
| Humidity | 10%~90%; non condensing |

***Applications***

- 1000BASE-T Gigabit Ethernet
- 100BASE-TX Fast Ethernet
- 10BASE-T Ethernet
- Voice, Video and other applications

175122412

175722412

All the products are verified to the electrical characteristics required in the directive.

***Category 5e Unshielded Patch Panel,1U***

| PART NO. | DESCRIPTION | PACKING SIZE |
|---|---|---|
| 175122412 | Premium Line Category 5e 24port Unshielded Patch Panel, Dual Type IDC, Black | 50×24.5×25.5 cm |
| 175124812 | Premium Line Category 5e 48port Unshielded Patch Panel, Dual Type IDC, Black | 50×24.5×25.5 cm |
| 175722412 | Premium Line Category 5e 24port Unshielded patch panel with Labeling Holder, Dual Type IDC, Black | 50×24.5×25.5 cm |
| 195000002 | Premium Line Cable Management Bar, Click On Type, Black | 50.5×27.9×27 cm |
| 195030002 | Premium Line Cable Management Bar, Screw Type, Black | 50.5×27.9×27 cm |

# CATEGORY 5e
# CABLING SOLUTIONS



## Patch Panel
### Category 5e 0.5U/24 Port & 1U/48 Port Unshielded Patch Panel

Premium Line Category 5e 19" high density patch panel, 24 port in 0.5U and 48Ports in 1U Size, could significantly expand your capacity by space saving in the rack! For any cross-connect rack and HC networking rack in the datacenter or TR, it's the ideal design to achieve more flexible deployment and also anytime available for end subscribers' expansion. Two pieces easy click-in cable management bar at the back side is high strength affordable.  The compact design saving physical space in rack and combines with its quality headroom margin performance, the panel is your ideal budget saving and competitive solution to others.

175182412

175144812




All the products are verified to the electrical characteristics required in the directive.

***Category 5e 0.5U/1U Unshielded Patch Panel***

| PART NO. | DESCRIPTION | PACKING SIZE |
|---|---|---|
| 175182412 | Premium Line Category 5e 0.5U UTP Patch Panel with One Cable Management Bar, 24 Ports | 52×24×36 cm |
| 175144812 | Premium Line Category 5e 1U UTP Patch Panel with Two Cable Management Bars, 48 Ports | 51.5×24×35 cm |



## Patch Cord
### Category 5e F/UTP Patch Cord

Premium Line Category 5e F/UTP patch cord supports the whole channel transmission as per standard ANSI/TIA-568-C.2, ISO/IEC 11801 and EN 50173-1 Class D specifications. With overall aluminum screen protection, against the environment noise also avoid signals leak. The 26 AWG stranded conductor and flexible construction is easy to bend or manage. Normally, the patch cord will be in TIA 568B wiring, TIA 568A or other wiring method upon request. The patch cord is finished with snag proof boot.

***Applications***

- 1000BASE-T Gigabit Ethernet
- 100BASE-TX Fast Ethernet.
- 10BASE-T Ethernet.
- Voice, Video and other applications.

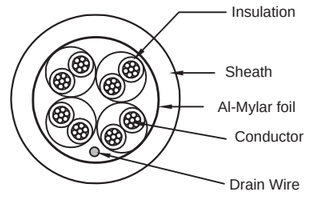


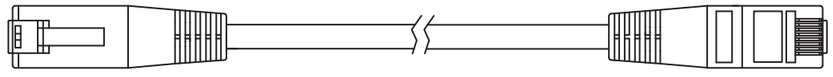

***Construction***

| | | | |
|---|---|---|---|
| Conductor | Material / size | Bare Copper / 26AWG | |
| Insulation | Material | Foam-Skin PE | |
| Inner-Shield | Aluminum-Mylar | An Aluminum Foil Screen Over All Pairs | |
| Drain Wire | Material | Stranded Tinned Copper | |
| Sheath | Material | PVC | LSOH |
| | Diameter | 5.6± 0.3 mm | 5.6 ± 0.3 mm |

***Category 5e F/UTP Patch Cord, PVC***

| LENGTH | GREY | GREEN | BLUE | RED | YELLOW |
|---|---|---|---|---|---|
| 0.5 m | 185210055 | 185210056 | 185210054 | 185210053 | 185210058 |
| 1 m | 185210105 | 185210106 | 185210104 | 185210103 | 185210108 |
| 2 m | 185210205 | 185210206 | 185210204 | 185210203 | 185210208 |
| 3 m | 185210305 | 185210306 | 185210304 | 185210303 | 185210308 |
| 5 m | 185210505 | 185210506 | 185210504 | 185210503 | 185210508 |
| 7 m | 185210705 | 185210706 | 185210704 | 185210703 | 185210708 |
| 10 m | 185211005 | 185211006 | 185211004 | 185211003 | 185211008 |
| 15 m | 185211505 | 185211506 | 185211504 | 185211503 | 185211508 |
| 20 m | 185212005 | 185212006 | 185212004 | 185212003 | 185212008 |

Other lengths, colors or halogen free on request.

# CATEGORY 5e
# CABLING SOLUTIONS

## Patch Cord
### Category 5e U/UTP System Patch Cord

Premium Line Category 5e U/UTP system patch cord is designed for the high level project use. Compatible with the patch panel, keystone jack and installation cable, to constitute excellent channel performance. Premium Line Category 5e U/UTP system patch cord meets and over the standard ANSI/TIA-568-C.2, ISO/IEC 11801 and EN 50173-1 Class D specification.

***Applications***

- 1000BASE-T Gigabit Ethernet
- 100BASE-TX Fast Ethernet.
- 10BASE-T Ethernet.
- Voice, Video and other applications.

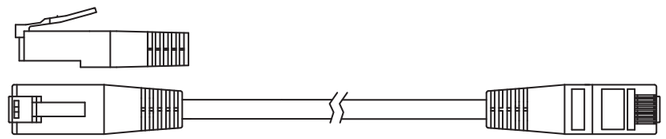

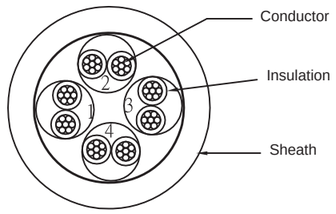


***Construction***

| Conductor | Material / size | Bare Copper / 26AWG | |
|---|---|---|---|
| Insulation | Material | HDPE | |
| Sheath | Material | PVC | LSOH |
| | Diameter | 5.3 ± 0.3 mm | 5.3 ± 0.3 mm |

***Category 5e U/UTP System Patch Cord, PVC***

| LENGTH | GREY | GREEN | BLUE | RED | YELLOW |
|---|---|---|---|---|---|
| 0.5 m | 185110055 | 185110056 | 185110054 | 185110053 | 185110058 |
| 1 m | 185110105 | 185110106 | 185110104 | 185110103 | 185110108 |
| 2 m | 185110205 | 185110206 | 185110204 | 185110203 | 185110208 |
| 3 m | 185110305 | 185110306 | 185110304 | 185110303 | 185110308 |
| 5 m | 185110505 | 185110506 | 185110504 | 185110503 | 185110508 |
| 7 m | 185110705 | 185110706 | 185110704 | 185110703 | 185110708 |
| 10 m | 185111005 | 185111006 | 185111004 | 185111003 | 185111008 |
| 15 m | 185111505 | 185111506 | 185111504 | 185111503 | 185111508 |
| 20 m | 185112005 | 185112006 | 185112004 | 185112003 | 185112008 |

Other lengths, colors or halogen free on request.



premium line

www.premiumline-cabling.com

## Patch Cord
### Category 5e U/UTP Retail Patch Cord

Premium Line Category 5e U/UTP patch cord supports the whole channel transmission as per standard ANSI/TIA-568-C.2, ISO/IEC 11801 and EN 50173-1 Class D specifications. The 26 AWG stranded CCA conductor and flexible construction is easy for bending or change. Normally, the patch cord will be in TIA 568B wiring, TIA 568A or other wiring method upon request. The patch cord is finished with snag proof boot.

***Construction***

| Conductor | Material / size | Copper coated Aluminum / 26AWG | |
|---|---|---|---|
| Insulation | Material | HDPE | |
| Sheath | Material | PVC | LSOH |
| | Diameter | 5.3 ± 0.3 mm | 5.3 ± 0.3 mm |

***Category 5e U/UTP Retail Patch Cord, PVC***

| LENGTH | GREY | GREEN | BLUE | RED | YELLOW |
|---|---|---|---|---|---|
| 0,5 m | 185710055 | 185710056 | 185710054 | 185710053 | 185710058 |
| 1 m | 185710105 | 185710106 | 185710104 | 185710103 | 185710108 |
| 2 m | 185710205 | 185710206 | 185710204 | 185710203 | 185710208 |
| 3 m | 185710305 | 185710306 | 185710304 | 185710303 | 185710308 |
| 5 m | 185710505 | 185710506 | 185710504 | 185710503 | 185710508 |
| 7 m | 185710705 | 185710706 | 185710704 | 185710703 | 185710708 |
| 10 m | 185711005 | 185711006 | 185711004 | 185711003 | 185711008 |
| 15 m | 185711505 | 185711506 | 185711504 | 185711503 | 185711508 |
| 20 m | 185712005 | 185712006 | 185712004 | 185712003 | 185712008 |

Other lengths, colors or halogen free on request.

## Patch Cord
### Category 5e U/UTP Flat Patch Cord

Premium Line Category 5e U/UTP flat patch cord is ideal design for special network installations where space is tight. It supports Category 5e channel *short link transmission as per standard ANSI/TIA-568-C.2, ISO/IEC 11801 and EN 50173-1 Class E specifications. The 30 AWG stranded conductor and flat construction is easy for bending or change. Normally, the patch cord will be in TIA 568B wiring, TIA 568A or other wiring method upon request.

* short link, link length not over 70m

***Applications***

- 1000BASE-T Gigabit Ethernet
- 100BASE-TX Fast Ethernet.
- 10BASE-T Ethernet.
- Voice, Video and other applications.

***Construction***

| Conductor | Material / size | Bare Copper / 30 AWG | |
|---|---|---|---|
| Insulation | Material | HDPE | |
| Sheath | Material | PVC | LSOH |
| | Diameter | 1.6 mm × 6.8 mm | 1.6 mm × 6.8 mm |

***Category 5e U/UTP Flat Patch Cord, PVC***

| LENGTH | GREY | BLACK | BLUE | RED | YELLOW |
|---|---|---|---|---|---|
| 0.5 m | 185510055 | 185510052 | 185510054 | 185510053 | 185510058 |
| 1 m | 185510105 | 185510102 | 185510104 | 185510103 | 185510108 |
| 2 m | 185510205 | 185510202 | 185510204 | 185510203 | 185510208 |
| 3 m | 185510305 | 185510302 | 185510304 | 185510303 | 185510308 |
| 5 m | 185510505 | 185510502 | 185510504 | 185510503 | 185510508 |
| 7 m | 185510705 | 185510702 | 185510704 | 185510703 | 185510708 |
| 10 m | 185511005 | 185511002 | 185511004 | 185511003 | 185511008 |

Other lengths, colors or halogen free cables on request

premium line

# Navigator Patch System

The patented Navigator Patch System technology is embedded to a regular patch panel to keep the price reasonable. The build in LEDs allow the identification of the cable connection to the workstations quickly and accurately without interfering the network performance. Time-consuming  one by one checking with hard to hear tone generators is a thing of the past. Finding the right cable for adds, moves or changes is as easy as turning on a light.




## High Efficiency

The horizontal cable installation and patch cord connection are the most time-consuming processes. With Navigator patch panel, operators don't have to check the complicated drawing and label patch cords and panels. Navigator patch panel can greatly improve the installation efficiency.

## Debugging

You can find out the failure by LED display simply, don't need to check the drawing. To maintain the cabling system become easily.

## Security

Random port installation and no labeling are helpful to Information security management. Comply with BS 7799 or ISO 27001 standard.

## Choice of Wise

There is no competitive product to the Navigator Patch System. The difference makes you win the project.

## Economical Solution

1. Saving the installation time and labor cost
2. No need dedicated staff to operate
3. Visualized LED indication, easily problem determination
4. NO additional cost for software, device or system upgrade

## Premium Line
## Navigator Patch System

***Navigator Patch System***

Unshielded Navigator Patch Panel

Shielded Navigator Patch Panel

45° Unshielded Navigator Patch Panel with Labeling Holder

90° Unshielded Navigator Keystone Jack

Transmitter



# Navigator
# Patch System

## Navigator Patch System

Using tone generators you may be forced to separate bundled cables due to weak signal. The Navigator Patch System keeps your cabinet neat. Simply connect the signal transmitter to the outlet to find the opposite position at the patch panel.

LED Red light on:
Outlet connected to the network equipment

LED Green light on:
Outlet is not connected to the network equipment.

LED light off:
No connection between patch panel and outlet on pair 3-6.

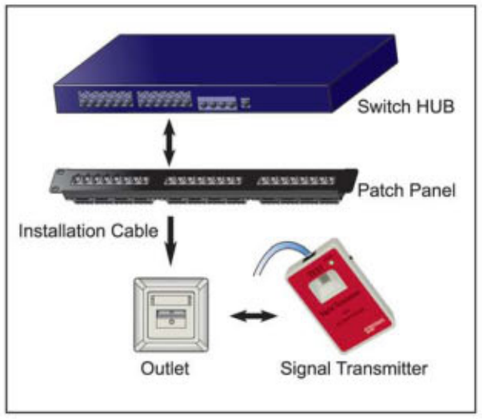


### Features

1. Performance conforms to ANSI/TIA-568-C.2, ISO/IEC 11801 and EN 50173-1 Category 5e and 6 specifications.
2. Supports T568 A&B Wiring & easy installation.
3. Terminate using 110 or Krone tools.
4. Backward compatible to Category 5e, 5, and 3.
5. IDC connector can accept 22-26 AWG solid and stranded cables.

### Approval

- ETL verified to ANSI/TIA-568-B.2-1 Permanent Link.
- ETL verified channel to ANSI/TIA-568-B.2 Category 5e.

### Application

- 1000BASE-TX Gigabit Ethernet
- 100BASE-TX Fast Ethernet
- 10BASE-TX Ethernet
- Voice, Video and other application



premium line

www.premiumline-cabling.com

## Navigator Patch System
### Unshielded Navigator Patch Panel

175522412

***Unshielded Navigator Patch Panel***

| PART NO. | DESCRIPTION |
|---|---|
| 175522412 | Premium Line Category 5e Unshielded Navigator Patch Panel, Dual Type IDC, 24 Ports, Black |
| 176522422 | Premium Line Category 6 Unshielded Navigator Patch Panel, Krone Type IDC, 24 ports, Black |

175612412

***Shielded Navigator Patch Panel***

| PART NO. | DESCRIPTION |
|---|---|
| 175612412 | Premium Line Category 5e Shielded Navigator Patch Panel, Dual Type IDC, 24 Ports, Black |
| 176612412 | Premium Line Category 6 Shielded Navigator Patch Panel, Dual Type IDC, 24 Ports, Black |

RAL 7035 on request

175362412

***45° Unshielded Navigator Patch Panel with Labeling Holder***

| PART NO. | DESCRIPTION |
|---|---|
| 175362412 | Premium Line Category 5e 45° Unshielded Navigator Patch Panel with Labeling Holder, Dual Type IDC, 24 Ports, Black |
| 176362412 | Premium Line Category 6 45° Unshielded Navigator Patch Panel with Labeling Holder, Dual Type IDC, 24 Ports, Black |

106391010

***90° Unshielded Navigator Keystone Jack***

| PART NO. | DESCRIPTION | PACKING SIZE |
|---|---|---|
| 106391010 | Premium Line Category 6 90° Unshielded Navigator Keystone Jack, Dual Type IDC, White | 53.8×35.2×27 cm |
| 105391010 | Premium Line Category 5e 90° Unshielded Navigator Keystone Jack, Dual Type IDC, White | 53.8×35.2×27 cm |

194800000

***Transmitter***

| PART NO. | DESCRIPTION |
|---|---|
| 194800000 | Premium Line Signal Transmitter for Navigator Patch Panel |

# VOICE & OUTLETS PRODUCT SERIES

Premium Line voice  product series mainly focus on classical voice cabling, including multipair cables- available for indoor backbone cabling & outdoor campus cabling, And also the data & voice outlets are aimed to furnish an enjoyable subscriber node  with popular design and its cosmetic, standard RJ45 Category 3 voice and data patch panels, patch cords and installation cables, to constitute a complete voice cabling solution.

## Multipair Cables

Premium Line mainly supplies Category 3 and Category 5 multipair cables, normally core number could be 5pairs, 10pairs, 25pairs, 50pairs, 100pairs, including both indoor and outdoor gel filled type, for indoor backbone use and campus cabling application.

All multipair cables meet or exceed ANSI/TIA/EIA 568A, ISO/IEC 11801, EN 50173 specification.

## ISDN Patch panels

Standard RJ45 jack, and 19” 1U/2U size, provides 25ports/50ports options, suit for rack installation.

## Data & Voice Outlets

Apart from the cabling solutions, Premium Line various types faceplate in popular design is aimed to furnish all your cabling nodes and subscriber outlets

premium line

## Premium Line
## Voice & Outlets Product Series

***Multipair Cable***

Category 3 & 5 U/UTP Indoor Multipair Cable

Category 3 U/UTP Outdoor Gel Filled Multipair Cable

***Patch Panel***

Category 3 Unshielded Patch Panel

***In-line Coupler***

***Faceplate***

86 Type Faceplate Series

70 Type Faceplate Series

Faceplate German Style

# VOICE & OUTLETS PRODUCT SERIES

premium line

www.premiumline-cabling.com

All Premium Line Category 3 UTP multi-pairs installation cable meet or exceed ANSI/TIA/EIA 568A, ISO/IEC 11801, EN 50173 specification. This range of unscreened cables is designed to support Category 3 Link and Channel performance, with internationally defined Physical and Electrical performance up to 16MHz. all cables comply with RoHS.



## Multipair Cable

Category 3 U/UTP Indoor Multipair Cable

203191225

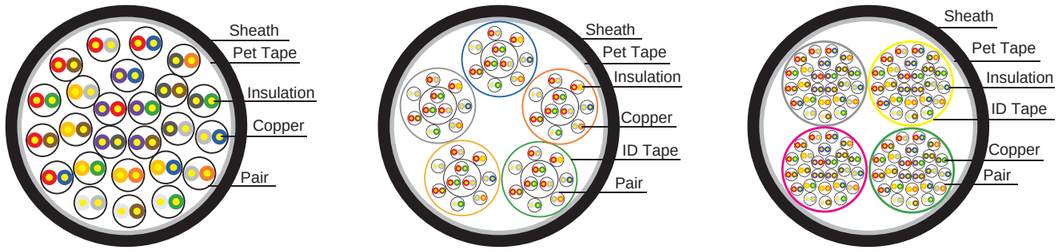


***Construction***

| Conductor | 24 AWG Soft Plain Copper | | | |
|---|---|---|---|---|
| Insulation | Polyethylene with Color Marking on Primary Cores for Ease Identif cation | | | |
| Sheath | PVC | | | |
| | 5 Pairs | 25 Pairs | 50 Pairs | 100 Pairs |
| | 8.0±1.0mm | 11.5±1.0mm | 15.0±2.0mm | 25.0±2.0mm |

***Electrical Performance***

| Transmission Frequency (MHz) | 1 | 4 | 8 | 10 | 16 |
|---|---|---|---|---|---|
| NEXT dB/100m | 41.3 | 32.3 | 27.8 | 26.3 | 23.3 |
| Characteristic Impedance | 100±15 | | | | |
| Attenuation dB/100m | 2.6 | 5.6 | 8.5 | 9.7 | 13.1 |
| Structural Return Loss dB/100m | 12 | 12 | 12 | 12 | 9.95 |
| Nominal Velocity of Propagation | >65% | | | | |

***Mechanical & Environmental Characteristics***

| Bending Radius | ≥ 10D, without load |
|---|---|
| | ≥15D, with load |
| Operation Temperature | -20°C~+60°C |
| Installation Temperature | 0°C~+50°C |
| Storage Temperature | -30°C~+60°C |

***Category 3 U/UTP Indoor Multipair Cable***

| PART NO. | DESCRIPTION |
|---|---|
| 203161225 | Premium Line Category 3 U/UTP Multipair Cable, 5 Pairs, 500m Reel, PVC |
| 203181225 | Premium Line Category 3 U/UTP Multipair Cable, 25 Pairs, 500m Reel, PVC |
| 203191225 | Premium Line Category 3 U/UTP Multipair Cable, 50 Pairs, 500m Reel, PVC |
| 203111225 | Premium Line Category 3 U/UTP Multipair Cable, 100 Pairs, 500m Reel, PVC |

***Category 5 U/UTP Indoor Multipair Cable***

| PART NO. | DESCRIPTION |
|---|---|
| 201181225 | Premium Line Category 5 U/UTP Multipair Cable, 25 Pairs, 500m Reel, PVC |
| 201191225 | Premium Line Category 5 U/UTP Multipair Cable, 50 Pairs, 500m Reel, PVC |





## Multipair Cable

Category 3 U/UTP Outdoor Gel Filled Multipair cable

723163222

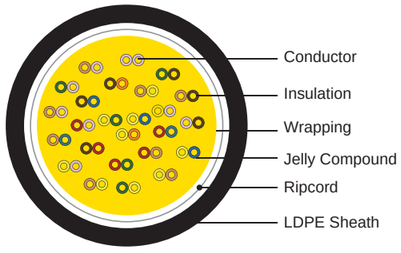


***Mechanical & Environmental Characteristics***

| Bending Radius | ≥ 10D, without load |
|---|---|
| | ≥15D, with load |
| Operation Temperature | -40°C~+60°C |
| Storage Temperature | -50°C~+70°C |
| Installation Temperature | -30°C~+50°C |

***Construction***

| Conductor | 0.50±0.005MM Plain copper conductor | | | |
|---|---|---|---|---|
| Insulation | HDPE with Color Marking on Primary Cores for Ease Identif cation | | | |
| Filling Compound | Petroleum Jelly Filled Compound | | | |
| Sheath | LDPE | | | |
| | Nominal size | 25 Pair | 50 Pair | 100 Pair |
| | | 13.8 | 18.2 | 23.5 |
| Additional Components | Overall Cable Wrapped with PP Tape | | | |

***Category 3 U/UTP Outdoor Gel Filled Multipair Cable***

| PART NO. | DESCRIPTION |
|---|---|
| 723163222 | Premium Line Category 3 U/UTP Multipair Cable, 25 Pairs, Outdoor Gel Filled, 500m Reel, PE |
| 723183222 | Premium Line Category 3 U/UTP Multipair Cable, 50 Pairs, Outdoor Gel Filled, 500m Reel, PE |
| 723193222 | Premium Line Category 3 U/UTP Multipair Cable, 100 Pairs, Outdoor Gel Filled, 500m Reel, PE |



# VOICE & OUTLETS PRODUCT SERIES

## Patch Panel
### Category 3 Unshielded Patch Panel

Premium Line Category 3 unshielded patch panel complies with ANSI/TIA/EIA 568A, ISO/IEC 11801, EN 50173 specifications. The complete module complies with EU RoHS directive.
The construction in standard 1U 19" size, suits all 19" rack installation. The main metal frame and rear back cover made by SECC material, with the thickness over 1.0mm. 4P4C terminal block for 25 ports, and 8P8C for 50 ports type. The finished product is available in black or light gray RAL7035 color.

***Physical Characteristics:***

- Jack: Phosphor bronze, 3μ inch gold plating over nickel in contact area
- IDC : 30μ inch phosphor bronze or tin plated over nickel

***Application:***

- 10BASE-T Ethernet
- Supports all voice systems



173112519

***Category 3 Unshielded Patch Panel***

| PART NO. | DESCRIPTION | Packing Size |
|---|---|---|
| 173112519 | Premium Line ISDN (Category 3) 90 ° Unshielded Patch Panel, Dual Type IDC, 25 Ports, RAL7035 | 50.5×27.9×27 cm |
| 173115019 | Premium Line ISDN (Category 3) 90 ° Unshielded Patch Panel, Dual Type IDC, 50 Ports, RAL7035 | 50.5×27.9×27 cm |
| 173112512 | Premium Line ISDN (Category 3) 90 ° Unshielded Patch Panel, Dual Type IDC, 25 Ports, Black | 50.5×27.9×27 cm |
| 173115012 | Premium Line ISDN (Category 3) 90 ° Unshielded Patch Panel, Dual Type IDC, 50 Ports, Black | 50.5×27.9×27 cm |

## In-line Coupler

Our Category 5e In-line coupler is ideal to link an exit network cable run or to simply extend your patch cables. They are capable of handling LAN speeds of up to 1000Mbs. The coupler meet TIA/EIA 568A and ISO/IEC DIS 11801 Category 5e specification, and is Category 5e & Power Sum certified. They are available either shielded or unshielded to meet your requirements.

***Features:***

- Join two patch cords
- Straight through
- Extend Category 5e/6 patch cords without loosing Category 5e/6 performance
- PCB design for maximum reliability
- Keystone version available

197610002

197620001

***In-line Coupler***

| PART NO. | DESCRIPTION |
|---|---|
| 197510002 | Category 5e Unshielded In-line Coupler, Keystone Type, Black |
| 197520001 | Category 5e Shielded In-line Coupler, Keystone Type, White |
| 197620001 | Category 6 Shielded In-line Coupler, Keystone Type, White |
| 197610002 | Category 6 Unshielded In-line Coupler, Keystone Type, Black |





## Faceplate
### 86 Type Faceplate Series

***Features:***

- Secures to any surface, drywall, baseboard, and even modular furniture
- 100% compatible with standard wall(face ) plates
- Keystone jacks can be snapped in and out easily
- Comes in models to accommodate 1/2/3/4 inserts and shuttered dust cover
- Comes with hidden mounting screws and clear outlet ID labels
- Apply UL-94V-0 high-impact, fire-retardant ABS resin

121122210

121111210

121212210

121221210

***86 Type Faceplate Series***

| PART NO. | DESCRIPTION |
|---|---|
| 121111210 | Premium Line Euro II Face Plate, Right-angle, 45°Entry, 86×86,Snap-In, w/-Shutter, 1-Port, White |
| 121112210 | Premium Line Euro II Face Plate, Right-angle, 45°Entry, 86×86,Snap-In, w/-Shutter, 2-Port, White |
| 121121210 | Premium Line Euro II Face Plate, Right-angle, 90°Entry, 86×86,Snap-In, w/-Shutter, 1-Port, White |
| 121122210 | Premium Line Euro II Face Plate, Right-angle, 90°Entry, 86×86,Snap-In, w/-Shutter, 2-Port, White |
| 121314210 | Premium Line Euro II Face Plate, Right-angle, 45°Entry, 86×146,Snap-In, w/-Shutter, 4-Port, White |
| 121324210 | Premium Line Euro II Face Plate, Right-angle, 90°Entry, 86×146,Snap-In, w/-Shutter, 4-Port, White |
| 121211210 | Premium Line Euro III Face Plate, Bevel, 45°Entry, 86×86, Snap-In, w/-Shutter,1-Port, White |
| 121212210 | Premium Line Euro III Face Plate, Bevel, 45°Entry, 86×86, Snap-In, w/-Shutter,2-Port, White |
| 121221210 | Premium Line Euro III Face Plate, Bevel, 90°Entry, 86×86, Snap-In, w/-Shutter,1-Port, White |
| 121222210 | Premium Line Euro III Face Plate, Bevel, 90°Entry, 86×86, Snap-In, w/-Shutter,2-Port, White |
| 121414210 | Premium Line Euro III Face Plate, Bevel, 45°Entry, 86×146, Snap-In, w/-Shutter,4-Port, White |
| 121424210 | Premium Line Euro III Face Plate, Bevel, 90°Entry, 86×146, Snap-In, w/-Shutter,4-Port, White |

## Faceplate
### 70 Type Faceplate Series

121822010

121823010

121721110

121722110

***70 Type Faceplate Series***

| PART NO. | DESCRIPTION |
|---|---|
| 121820010 | Premium Line USA III Blank Face Plate, 70×115, White |
| 121821010 | Premium Line USA III Face Plate, 90°Entry, 70×115,Integral Molding,w/o Icon, 1-Port, White |
| 121822010 | Premium Line USA III Face Plate, 90°Entry, 70×115,Integral Molding,w/o Icon, 2-Port, White |
| 121823010 | Premium Line USA III Face Plate, 90°Entry, 70×115,Integral Molding,w/o Icon, 3-Port, White |
| 121824010 | Premium Line USA III Face Plate, 90°Entry, 70×115,Integral Molding,w/o Icon, 4-Port, White |
| 121826010 | Premium Line USA III Face Plate, 90°Entry, 70×115,Integral Molding,w/o Icon, 6-Port, White |
| 121721110 | Premium Line USA Face Plate, 90° Entry, Integral Molding, Shutter Type w/icon, 1-Port, White |
| 121722110 | Premium Line USA Face Plate, 90° Entry, Integral Molding, Shutter Type w/icon, 2-Port, White |

## Faceplate
### Faceplate German Style

Premium Line shutter type faceplate is in standard German style, finished in 80×80 size. Available to provide RAL9010 and RAL1013 color for option. And also the compatible back box with same color is on your request.

123312090

112003080

***Faceplate German Style***

| PART NO. | DESCRIPTION |
|---|---|
| 123212090 | 2-Port 45° Faceplate for Keystone with Shutter, 80×80 mm, RAL 9010 |
| 123212080 | 2-Port 45° Faceplate for Keystone with Shutter, 80×80 mm, RAL 1013 |
| 123312090 | 3-Port 45° Faceplate for Keystone with Shutter, 80×80 mm, RAL 9010 |
| 123312080 | 3-Port 45° Faceplate for Keystone with Shutter, 80×80 mm, RAL 1013 |
| 112003090 | Wall Mounted Back Box 80×80×40 mm, Color RAL 9010 |
| 112003080 | Wall Mounted Back Box 80×80×40 mm, Color RAL 1013 |

# Data Center Server Cabinet

As a core part of the entire cabling system, cabinet are widely used and also take an irreplaceable role in the equipment room. Nowadays cabinet not only has the simple function of storing devices but also can provide protection, electromagnetic interference shielding, and arrange equipment orderly to facilitate future maintenance.

Premium Line provides a complete cabinet solution including the server cabinets, wall mount cabinets, cable management units & mounting accessories, also with active power supply devices, like power distribution unit, uninterruptible power supply and etc.

## Network Server Cabinet

Premium Line 19'' server cabinets and wall mount cabinets meet the international standards ANSI /EIARS-310-C19, ANSI /EIARS-310-D, IEC 297-3, IEC 529 and DIN 40050.

Premium Line server cabinets are available in standard 19" , 600 × 800, 800 × 800 sizes, but not limit in this two options of size. We mainly supply the 27U, 32U, 37U, 42U types. The front door is available in high strength toughened glass or perforated metal. The complete cabinet is made by excellent steels available to afford maximum 800kg static loading.

Normally, the fixed accessories include cage nuts, castors and leveling feet. And there also exists various optional accessories for your most economical combinations, including fixed shelf, keyboard tray, front blank panel and cable managements, besides, all free standing cabinets are available for 4 fans installation, and also with required power cords.

## Wall Mount Cabinet

Premium Line wall mount cabinets are mostly popular in single section or dual section design, to afford maximum 60kg static loading. It's available in size 19" 600 × 450, 6U, 9U, 12U, 15U and 18U. The wall mount cabinets are in key lockable design, and come with front glass door. All wall mount cabinets are available for 2 cooling fans installation. Normally, the wall mount cabinets are pre-assembled for shipping.

## Power Distribution Unit

Premium Line provides worldwide various type power outlets and power cords. Normally it's in standard 1U height suit for standard 19" cabinet installation. Premium Line standard PDU comes with lighted master switch, but, the additional function like surge protection, current display is available as well, the size will change to 1.5U.

The left end single input and frontal installation design is easy for future management and allocation.

premium line

## Premium Line
## Data Center Server Cabinet

***Enhanced Network Sever Cabinet***

***Network Server Cabinet***

***Wall Mount Cabinet***

Wall Mount Cabinet (Dual Section)

Wall Mount Cabinet (Single Section)

***2&4-Post***

Open Frame Rack

***Accessory***

Cooling Fan

Castor for Free Standing Cabinet

Adjustable Fixed Feet for Cabinet

Cage Nut for Cabinet

19'' Fixed Shelf for Cabinet

19'' Keyboard Tray for Cabinet

***Cable Management***

***Power Distribution Unit***

European Type

American Type

UK Type

Surge Protection

# Data Center
# Server Cabinet

premium line

www.premiumline-cabling.com

## Enhanced Network Sever Cabinet

***Features:***

- connected by four corner to ensure the stability
- curved perforated front door and rear dual perforated door enable reliable operation with ventilation rate up to 78%
- double-section side panel can be easily assembled separately
- up to 1500 kgs static loading capacity with adjustable feet
- “U” mark mounting rail for clear and easy identification
- 4pcs of M12 adjustable feet and 4pcs of heavy duty castors included
- 40sets M6 cage nuts included
- optional Fan unit (6 fans and 2m single input power cord for 800mm depth and above)

***Standard:***

- Compliant with ANSI/EIA RS-310-D, IEC297-2, DIN41491. Part1, Part7, DIN 4144 standards

***Material:***

- Frame: SPCC cold rolled steel
- Others: SPCC cold rolled steel
- Thickness: Frame and mounting vertical rail: 2.0mm
- Horizontal bracket: 2.0mm, Side door: 1.2mm
- Others: 1.5mm

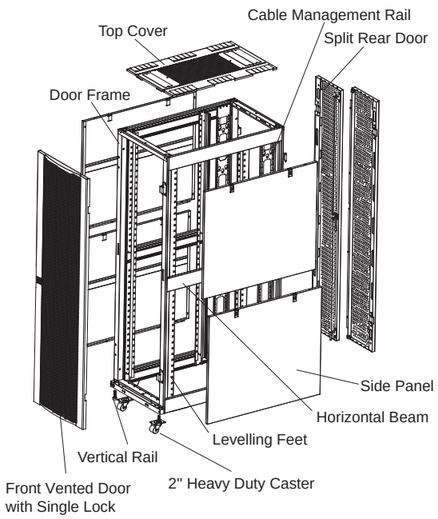

615883482

***Enhanced Network Server Cabinet***

| Type | Dimensions (mm) | | | Part No. |
|---|---|---|---|---|
| | Width | Depth | Height | |
| 42U | 800 | 800 | 1992 | 615888422 |
| 42U | 800 | 1070 | 1992 | 615881422 |
| 42U | 800 | 1200 | 1992 | 615883422 |
| 48U | 800 | 800 | 2259 | 615888482 |
| 48U | 800 | 1070 | 2259 | 615881482 |
| 48U | 800 | 1200 | 2259 | 615883482 |

RAL7035 color upon request



## Network Sever Cabinet

***Features:***

- connected by four corner to ensure the stability
- cable entry from the top cover and bottom panel
- removable side doors for easy installation and maintenance
- 4 pcs of M12 adjustable feet and 4 pcs of 2” heavy duty castors included
- 40 sets M6 cage nuts included (below 32U 20 sets)
- 1 pair of vertical cable management included for 800mm depth cabinet
- up to 800 kgs static loading capacity with adjustable feet toughened glass or perforated front door is available upon request, with metallic rear door or perforated door, or perforated front door with dual perforated door
- optional Fan unit (4 fans and 2m single input power cord for 800mm depth cabinet and above)
- standard “S” type vertical rail ( “L” type vertical rail on request)

***Standard:***

- Comply with ANSI/EIA RS-310-D, IEC297-2, DIN41491.Part1, part7, DIN 4144

***Material:***

- Frame: SPCC cold rolled steel
- Others: SPCC cold rolled steel
- Thickness: Frame and vertical mounting rail: 2.0mm
- Horizontal bracket: 1.5mm, side door: 1.2mm
- Others: 1.2mm

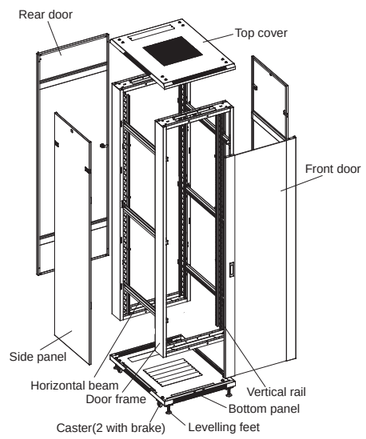

612268422

***Network Sever Cabinet***

| Type | Dimensions (mm) | | | Part No. |
|---|---|---|---|---|
| | Width | Depth | Height | |
| 27U | 600 | 800 | 1388 | 612x68272 |
| 32U | 600 | 800 | 1610 | 612x68322 |
| 37U | 600 | 800 | 1833 | 612x68372 |
| 42U | 600 | 800 | 2055 | 612x68422 |
| 47U | 600 | 870 | 2277 | 612x68472 |

x=1 stands for perforated metal front door ; x=2 stands for glass front door; RAL7035 color upon request

# Data Center
# Server Cabinet

premium line

www.premiumline-cabling.com



## Wall Mount Cabinet
### Dual Section

Premium Line double section is really suitable for server rooms, audio rooms, wiring closets, manufacturing areas, warehouses, or anywhere where heavy networking equipment needs to be protected and maintained usually.
Pick up and slot in back holes ensure convenient and quick wall mounting.

***Features:***

- Cable entry from top and bottom
- Top cover ready for cooling fan installation
- 60 kg static loading capacity
- Toughened glass front door with over 180° angle
- Lockable side door easy to open for installation
- Fixed 100mm back section space

614264092

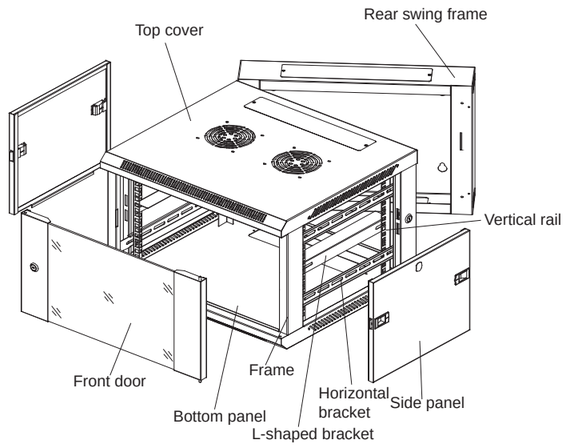


***Wall Mount Cabinet (Dual Section)***

| Type | Dimensions (mm) | | | Weight (kg) | Part No. |
|---|---|---|---|---|---|
| | Width | Depth | Height | | |
| 6U | 600 | 450+100 | 370 | 19 | 614264062 |
| 9U | 600 | 450+100 | 500 | 25 | 614264092 |
| 12U | 600 | 450+100 | 635 | 30 | 614264122 |
| 15U | 600 | 450+100 | 770 | 32 | 614264152 |
| 18U | 600 | 450+100 | 905 | 38 | 614264182 |

Other type or RAL 7035 color upon request



## Wall Mount Cabinet
### Single Section

Designed to house rack mount equipment for cabling, telecommunications, IT, industrial and home installations,
Premium Line Wall Mount Cabinet is supplied flat-packed, which eases access to the installation site while reducing logistics costs and providing greater protection during transit.

***Features:***

- Cable entry from top and bottom
- Top cover ready for cooling fan installation
- 60 kg static loading capacity
- Toughened glass front door with over 180° angle

611264062

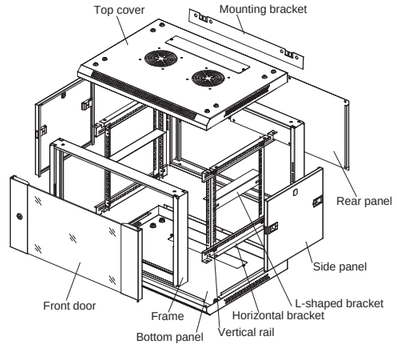


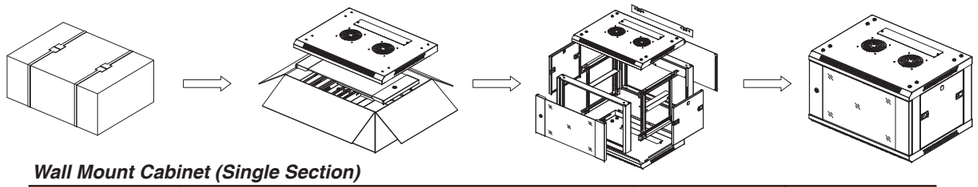

***Wall Mount Cabinet (Single Section)***

| Type | Dimensions (mm) | | | Weight (kg) | Part No. |
|---|---|---|---|---|---|
| | Width | Depth | Height | | |
| 6U | 600 | 450 | 370 | 16 | 611264062 |
| 9U | 600 | 450 | 500 | 23 | 611264092 |
| 12U | 600 | 450 | 635 | 27 | 611264122 |
| 15U | 600 | 450 | 770 | 29 | 611264152 |
| 18U | 600 | 450 | 905 | 36 | 611264182 |

Other type or RAL 7035 color upon request

# Data Center
# Server Cabinet

premium line

www.premiumline-cabling.com



## 2-POST
### Open Frame Rack

Premium Line 2-Post open frame racks offer high quality, cost effective solution for patch panels and network switches, save floor space than a fully cabinet or a 4-post racks.

***Features:***

- 2-post open frame racks for networking application.
- Support 19" mounting rack equipment designed for panel mounting, like patch panels and network switches.
- Delivery unassembled in one carton, convenient to transport, and easy to assembly.

617300452

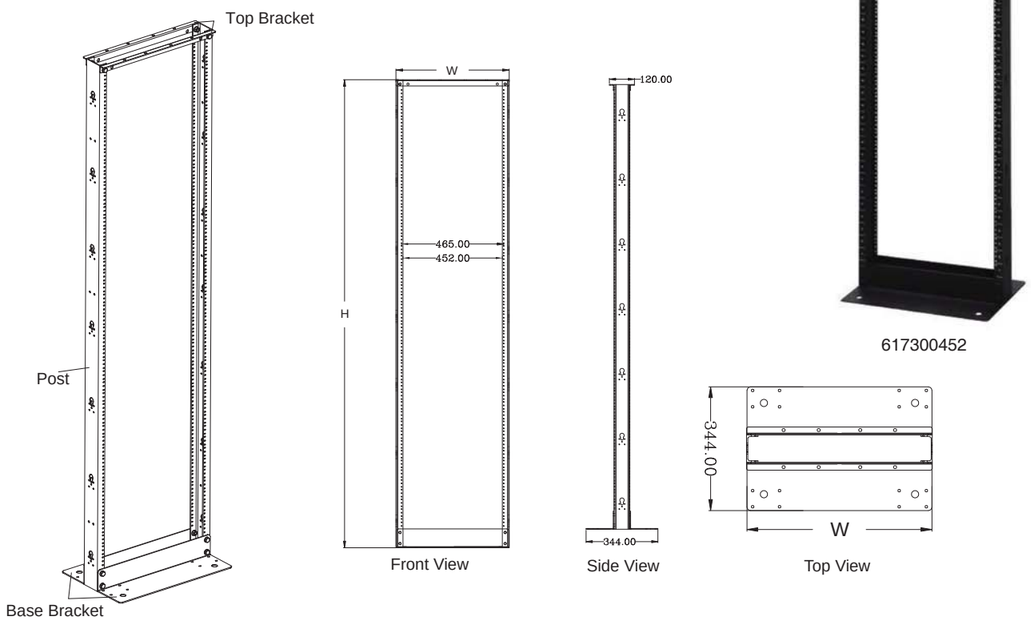


***2-Post Open Frame Rack***

| Type | Rack Dimension (mm) | | | Flat Packing Dimension (mm) | | | Volume(CBM) | Part No. |
|---|---|---|---|---|---|---|---|---|
| | Width | Depth | Height | Width | Depth | Height | | |
| 25U | 515 | 344 | 1245 | 1265 | 150 | 120 | 0.023 | 617300252 |
| 45U | 515 | 344 | 2134 | 2155 | 150 | 120 | 0.039 | 617300452 |



## 4-POST
### Open Frame Rack

Premium Line 4-Post open frame racks provides a sturdy, low cost solution for supporting large rack-mount equipment, such as servers, telecom communication equipment and other network facilities, it offers the strength and stability of an enclosure that provides easy access to equipment and cabling.

***Features:***

- Support large equipment on depth adjustable shelves
- One type screw connection design, make easy and fast installation
- Delivery unassembled in one carton, convenient to transport, and easy to assembly
- Depth adjustable from 22" to 40"



618367482

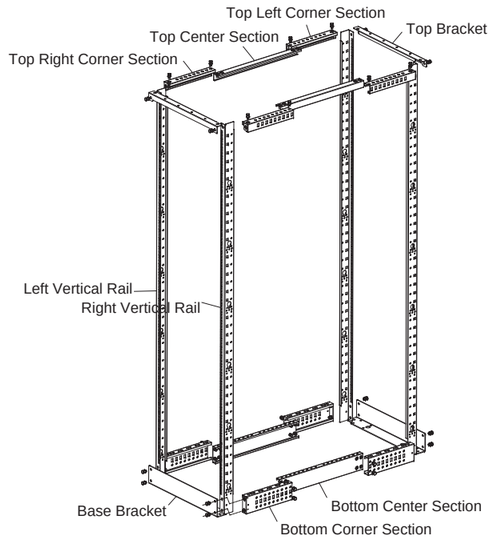


***4-Post Open Frame Rack***

| Type | Rack Dimension (mm) | | | Flat Packing Dimension (mm) | | | Volume(CBM) | Part No. |
|---|---|---|---|---|---|---|---|---|
| | Width | Depth | Height | Width | Depth | Height | | |
| 42U | 600 | 558.8~1023 | 2000 | 2020 | 170 | 140 | 0.048 | 618367422 |
| 45U | 600 | 558.8~1023 | 2134 | 2155 | 170 | 140 | 0.051 | 618367452 |
| 48U | 600 | 558.8~1023 | 2267 | 2290 | 170 | 140 | 0.055 | 618367482 |

# Data Center
# Server Cabinet

premium line

www.premiumline-cabling.com

## Accessory

***Features:***

- Use with main body for assistant function
- Various parts improve the performance
- Small light load standard equipments installed on terminal board

624400002

623400002

620018402

196000050

622000000

623000000

***Accessory***

| PART NO. | DESCRIPTION |
|---|---|
| 620018402 | Fan Unit for 800mm depth, 4 fans, German type, Black |
| 622000000 | Wheel Feet for Cabinet |
| 623000000 | Adjustable Fixed Feet for Cabinet |
| 196000050 | Cage Nut for Cabinet, 50 sets/bag |
| 624200002 | 19" Fixed Shelf for 800mm depth server cabinet with mounting ear, RAL9005 |
| 624300002 | 19" Fixed Shelf for 1000mm depth server cabinet with mounting ear, RAL9005 |
| 624400002 | 19" Fixed Shelf for 1200mm depth server cabinet with mounting ear, RAL9005 |
| 623200002 | 19" Sliding Shelf for 800mm depth server cabinet with mounting ear, RAL9005 |
| 623300002 | 19" Sliding Shelf for 1000mm depth server cabinet with mounting ear, RAL9005 |
| 623400002 | 19" Sliding Shelf for 1200mm depth server cabinet with mounting ear, RAL9005 |

*Grey color on request for f xed shelf





## Cable Management

Premium Line cable management duct type is 19” standard rack and cabinet mountable.
It can effectively prevent cable tangles and protects the cable in acceptable bending radius. Light weight design is easy for installation and future management.
The panel is configured with 12 rings, 3 openings at the bottom to provide access pathway.

195010102

195070102

195020102

***Cable Management***

| PART NO. | DESCRIPTION |
|---|---|
| 195010102 | Premium Line 1U 19” Cable Management, Duct Type, Black |
| 195010202 | Premium Line 2U 19” Cable Management, Duct Type, Black |
| 195020102 | Premium Line 1U 19” Cable Management, Plastic Holder Type, Black |
| 195070102 | Premium Line 1U 19” Cable Management, Ellips Plastic Holder Type, Black |

Premium Line cable management bar, screw type is standard EIA 19” rack and cabinet mountable, It can effectively prevent cable tangle and protects the cable in acceptable bending radius. The removable rings design is easy for cable management and maintenance.

195030002

195000002

195040102

***Cable Management***

| PART NO. | DESCRIPTION |
|---|---|
| 195000002 | Premium Line Cable Management Bar, Click On Type, Black |
| 195030002 | Premium Line Cable Management Bar, Screw Type, Black |
| 195040102 | Premium Line 1U 19” Blank Panel, Black |
| 195040202 | Premium Line 2U 19” Blank Panel, Black |
| 195040402 | Premium Line 4U 19” Blank Panel, Black |

# Data Center
# Server Cabinet

premium line

www.premiumline-cabling.com

## Power Distribution Unit
European Type

***Features:***

- Conform to DIN49440 and DIN49441
- single input at left side
- Maximum 16A 250V AC current capacity, 3.5KW
- Lighted master switch
- 1U, frontal installation for standard 19” cabinets
- 2m power cord, other length upon request
- Color: aluminum or plastic frame in black
- RoHS compliant

631210812

## Power Distribution Unit
American Type

***Features:***

- IEC60906 two-pole socket-outlets with grounding contact
- single input at left side
- Maximum 10A 110V AC current capacity, 2.5KW
- Lighted master switch
- 1U, frontal installation for standard 19” cabinets
- 2m power cord, other length upon request
- Color: aluminum or plastic frame in black
- RoHS compliant

633230812



## Power Distribution Unit
UK Type

***Features:***

- BS1363 standard UK socket and plug
- Maximum 13A 230V AC current capacity, 3KW
- Lighted master switch
- Standard 1U 6 output and 1.5U 6 output with surge protect
- 2m power cord, other length upon request
- Color: aluminum or plastic frame in black
- RoHS compliant

632220612

## Power Distribution Unit
Surge Protector Type

***Features:***

- Available in European, UK & UL types
- Standard 1.5U mounting size,aluminum frame
- Dimension:482.6 × 66.67 × 62mm
- Optional lighted master switch
- 2m power cord, other length upon request
- Other type PDU upon request
- RoHS compliant

631810712

***Power Distribution Unit***

| PART NO. | DESCRIPTION |
|---|---|
| 631210812 | Premium Line Power Distribution Unit with Aluminium Body, European Type, 8 Outlets |
| 631210822 | Premium Line Power Distribution Unit with Non-metallic Body, European Type, 8 Outlets |
| 632220612 | Premium Line Power Distribution Unit with Aluminium Body, UK Type, 6 Outlets |
| 632220622 | Premium Line Power Distribution Unit with Non-metallic Body, UK Type, 6 Outlets |
| 633230812 | Premium Line Power Distribution Unit with Aluminium Body, UL Type, 8 Outlets |
| 633230822 | Premium Line Power Distribution Unit with Non-metallic Body, UL Type, 8 Outlets |
| 631710612 | Premium Line Power Distribution Unit with Aluminium Body, European Type ,6 Outlets with Surge Protector, with LED Switch |
| 631810712 | Premium Line Power Distribution Unit with Aluminium Body, European Type ,7 Outlets with Surge Protector, without LED Switch |
| 632720612 | Premium Line Power Distribution Unit with Aluminum Body, UK Type, 6 Outlets with Surge Protector, with LED Switch |
| 632820612 | Premium Line Power Distribution Unit with Aluminum Body, UK Type, 6 Outlets with Surge Protector, without LED Switch |
| 633730712 | Premium Line Power Distribution Unit with Aluminum Body, UL Type, 7 Outlets with Surge Protector, with LED Switch |
| 633830712 | Premium Line Power Distribution Unit with Aluminum Body, UL Type, 7 Outlets with Surge Protector, without LED Switch |

# Fiber Optic Solution

Since over 30 years ago first fiber optic data cable have been installed and applied, now, with the improvement of fiber optic technique and also considering competitive costs of the complete range of optic devices, our Fiber Optic Solution surely fulfills the high speed data network and telecommunication requirements.

**Optic Fiber-** Made by the most common substance, silicon dioxide ($SiO_2$), in complete core diameter 9um - single mode, 62.5um - OM1, 50um – OM2/OM3, and with 125um refraction cladding, to afford light signal transmission supports long distance and high speed data network & telecommunication.

**Technology-** To use the light to transmit the signals from one place to another place over optic fiber, is due to the light propagates through the fiber with little attenuation also immune to electromagnetic interference. These advantages also contribute to fiber optic development and practical application.

**Wide Area Network-** Single mode fiber optic cables are increasingly used for long distance telecommunication & data network, so called classical WAN – wide area network. The fiber optic cable normally could be placed in outdoor conduits or directly aerial installation.

Premium Line WAN fiber optic system provides two installation types and customizes various cable constructions on your special requirements like ADSS- recommended, if electrical shock might happen; Figure 8 outdoor aerial cable best for extreme weather conditions like heavy wind or ice. Premium Line also provides outdoor accessories like splice closures, available for aerial, direct ground buried and duct installation purpose.

**Local Area Network-** In most classical premise cabling, SM or MM fiber optic cables are more used as backbone cabling, They convert the optical signals to electrical signals to the end subscriber through the corresponding copper communication cables. LAN cables also will be used for distances over 100 meters, which are not available for copper cables.

Regarding to the pure fiber optic cabling system, with the PON- passive optical network system develop, like IEEE E-PON, ITU G-PON, the one point to multipoint network. Also the extension base on above systems and protocol comes with FTTX applications which depend on the ONU location. Premium Line LAN fiber optic systems provides different type cables to fulfill these fiber optic solutions, especially the FTTH cable series, with customer' s choice on normal G652D fibers, or G657A low bending loss fiber for complex corner-bending situation. Premium Line is capable to provide you all types' high quality and reliable fiber optic cables.

**Component-** Premium Line solution includes a full range of optic devices, fiber optic cables, and also the accessories like pigtails, patch cords, adapters and different type' s terminal boxes. Premium Line has complete ranges of these components with low attenuation loss control, combines with fiber optic cables, support the complete channel with good headroom margin.

premium line

## Premium Line
## Fiber Optic Solution

### *Optic Fiber*
Single-mode Optic Fiber
Multimode Optic Fiber

### *Wide Area Network*
ADSS Fiber Optic Cable, 9/125um G652D
Figure 8 Aerial Armored Multi-tube
Outdoor Parallel Steel Wires & Steel Armored Uni-tube Fiber Optic Cable
Outdoor Steel Armored Multi-tube Fiber Optic Cable
Outdoor Steel Armored Double Sheath Multi-tube Fiber Optic Cable
Fiber Optic Dome Type Splice Enclosure
Fiber Optic Inline Type Splice Enclosure

### *Local Area Network*
Access Building Cable with Glass Yarn Strength Member
Access Building Cable with Glass Yarn and Steel Tape Strength Member
Indoor Tight Buffer Distribution Fiber Optic Cable
19" Fiber Optic Patch Panel
Fully Loaded Adapter Plate
19" Rack Mounted ODF
Wall Mount Box
Fiber Optic Patch Panel, MTP/MPO to LC
Copper & Fiber, Hybrid Patch Panel

### *Connectivity*
Fiber Optic MTP Trunk Cable
Fiber Optic Pigtail
12 Pack Pigtail
Fiber Optic Patch Cord
Adapter

### *Fiber Optic Adapter Support Module*
### *FTTX*
FTTH Distribution Cable
FTTH Distribution Box
FTTH Cable
FTTD Wall Box
Fiber Optic Faceplate



# Fiber Optic Solution

premium line

www.premiumline-cabling.com



## Optic Fiber
### Single-mode Optic Fiber

| *Optical Characteristics* | | | G652D | G657 |
|---|---|---|---|---|
| Attenuation | @1310 nm | | ≤0.35 dB/KM | ≤0.35 dB/KM |
| | @1383 nm | | ≤0.35 dB/KM (After $H_2$ aging) | ≤0.35 dB/KM (After $H_2$ aging) |
| | @1550 nm | | ≤0.22 dB/KM | ≤0.21dB/KM |
| | @1625 nm | | ≤0.24 dB/KM | ≤0.23 dB/KM |
| Attenuation vs.Wavelength | @1310 nm | 1285~1330 nm | ≤0.03 dB/KM | ≤0.03 dB/KM |
| | @1550 nm | 1525~1375 nm | ≤0.02 dB/KM | ≤0.02 dB/KM |
| Dispersion Coeff cient | 1530~1565 nm | | - | - |
| | 1565~1625 nm | | - | - |
| | 1285~1340 nm | | -3.0~3.0 ps/(nm.km) | - |
| | @1550 nm | | ≤18 ps/(nm.km) | ≤18 ps/(nm.km) |
| | @1625 nm | | ≤22 ps/(nm.km) | ≤22 ps/(nm.km) |
| Zero Dispersion Wavelength | | | 1302~1322 nm.km | 1300~1324 nm.km |
| Zero Dispersion Slope | | | ≤0.090 ps/(nm².km) | ≤0.092 ps/(nm².km) |
| Zero Dispersion Slope (Typical) | | | ≤0.086 ps/(nm².km) | - |
| Polarization Mode Dispersion | Maximum Individual Fiber | | ≤0.2 ps/√km | ≤0.2 ps/√km |
| | Design Link (Value M=20.0=0.01%) | | ≤0.1 ps/√km | ≤0.1 ps/√km |
| Cable Cut-off Wavelength | | | ≤1260 nm | ≤1260 nm |
| Mode Field Diameter | @1310 nm | | 9.2±0.4 μm | 8.8±0.4 μm |
| | @1550 nm | | 10.4±0.5 μm | 9.8±0.5 μm |
| Group Index of Refraction (Typical) | @1310 nm | | 1.466 | 1.466 |
| | @1550 nm | | 1.467 | 1.467 |
| ***Geometrical Characteristics*** | | | | |
| Cladding Diameter | | | 124.8±0.7 μm | 124.8±0.7 μm |
| Cladding Non-Circularity | | | ≤0.7% | ≤0.7% |
| Coating Diameter | | | 245±5 μm | 245±5 μm |
| Coating/Cladding Concentricity Error | | | ≤12.0 μm | ≤12.0 μm |
| Coating Non-Circularity | | | ≤6.0% | ≤6.0% |
| Core/Cladding Concentricity Error | | | ≤0.5 μm | ≤0.5 μm |
| Curl (Radius) | | | ≥4 m | ≥4 m |
| ***Environmental Characteristics (@1310 nm/@1550 nm)*** | | | | |
| Attenuation at Temperature cycling △ α (-60°C~+85°C) | | | ≤0.05 dB/km | ≤0.05 dB/km |
| Attenuation at Temperature-Humidity Cycling (-10°C~+85°C, 98% R.H.) | | | ≤0.05 dB/km | ≤0.05 dB/km |
| Attenuation at Damp Heat Dependence (85°C, 98% R.H., 30 days) | | | ≤0.05 dB/km | ≤0.05 dB/km |
| Attenuation at Watersoak Dependence (23°C, 30 days) | | | ≤0.05 dB/km | ≤0.05 dB/km |
| ***Mechanical Characteristics*** | | | | |
| Proof Test (Off Line) | | | ≥9.0 N (≥100 kpsi) | ≥9.0 N (≥100 kpsi) |
| Attention at Bending Dependence | 1 Turn, 7.5 mm Radius | | - | ≤0.5 dB |
| | 1Turn, 10 mm Radius | | - | ≤0.1 dB |
| | 1Turn, 15 mm Radius | | - | ≤0.03 dB |
| | 1Turn, 25 mm Radius | | ≤0.05 dB | - |
| Coating Strip Force (Typical) | | | 1.7 N | 1.7 N |
| Dynamics Stress Corrosion Susceptibility Parameter (Nd, Typical) | | | ≥20 | ≥20 |



## Optic Fiber
### Multimode Optic Fiber

| *Optical Characteristics* | | OM1 | OM2 | OM3 | OM4 |
|---|---|---|---|---|---|
| Attenuation | @ 850 nm | ≤3.0 dB/KM | ≤3.0 dB/KM | ≤2.8 dB/KM | ≤2.8 dB/KM |
| | @1300 nm | ≤0.8 dB/KM | ≤0.8 dB/KM | ≤0.7 dB/KM | ≤0.7 dB/KM |
| Bandwidth | @ 850 nm | ≥200 Mhz.KM | ≥200 Mhz.KM | ≥1500 MHz.KM@LED<br>≥2000 MHz.KM@laser | ≥3500 MHz.KM@LED<br>≥4700 MHz.KM@laser |
| | @1300 nm | ≥600 Mhz.KM | ≥500 Mhz.KM | ≥500 Mhz.KM | ≥550 Mhz.KM |
| 10Gb/s Ethernet Link Distance (10GBASE-SR) | @ 850 nm | 33 M | 82 M | 300 M | 300 M |
| Zero Dispersion Wavelength | | 1320~1365 nm | 1295~1320 nm | 1295~1320 nm | 1295~1320 nm |
| Group Index of Refraction (Typical) | @850 nm | 1.496 | 1.482 | 1.482 | 1.482 |
| | @1300 nm | 1.491 | 1.477 | 1.477 | 1.477 |
| ***Geometrical Characteristics*** | | | | | |
| Core Diameter | | 62.5±2.5 μm | 50±2.5 μm | 50±2.5 μm | 50±2.5 μm |
| Cladding Diameter | | 124.8±1.0 μm | 124.8±1.0 μm | 124.8±1.0 μm | 124.8±1.0 μm |
| Cladding Non-Circularity | | ≤1.0% | ≤1.0% | ≤1.0% | ≤1.0% |
| Coating Diameter | | 245±7 μm | 245±7 μm | 245±7 μm | 245±7 μm |
| Coating/Cladding Concentricity Error | | ≤12.0 μm | ≤12.0 μm | ≤12.0 μm | ≤12.0 μm |
| Coating Non-Circularity | | ≤6.0% | ≤6.0% | ≤6.0% | ≤6.0% |
| Core/Cladding Concentricity Error | | ≤1.5 μm | ≤1.5 μm | ≤1.0 μm | ≤1.0 μm |
| ***Environmental Characteristics (@850 nm/@1300 nm)*** | | | | | |
| Attenuation at Temperature cycling △ α (-60°C~+85°C) | | ≤0.10 dB/km | ≤0.10 dB/km | ≤0.10 dB/km | ≤0.10 dB/km |
| Attenuation at Temperature-Humidity Cycling (-10°C~+85°C, 98% R.H.) | | ≤0.10 dB/km | ≤0.10 dB/km | ≤0.10 dB/km | ≤0.10 dB/km |
| Attenuation at Damp Heat Dependence (85°C, 98% R.H., 30 days) | | ≤0.10 dB/km | ≤0.10 dB/km | ≤0.10 dB/km | ≤0.10 dB/km |
| Attenuation at Watersoak Dependence (23°C, 30 days) | | ≤0.10 dB/km | ≤0.10 dB/km | ≤0.10 dB/km | ≤0.10 dB/km |
| ***Mechanical Characteristics*** | | | | | |
| Proof Test (Off Line) | | ≥9.0 N (≥100 kpsi) | ≥9.0 N (≥100 kpsi) | ≥9.0 N (≥100 kpsi) | ≥9.0 N (≥100 kpsi) |
| Macrobend Loss (100 Turn, 25mm Radius) | 850 nm | ≤0.05 dB | ≤0.05 dB | ≤0.05 dB | ≤0.05 dB |
| | 1300 nm | ≤0.05 dB | ≤0.05 dB | ≤0.05 dB | ≤0.05 dB |
| Coating Strip Force (Typical) | | 1.5 N | 1.5 N | 1.5 N | 1.5 N |
| Dynamics Stress Corrosion Susceptibility Parameter(Nd, Typical) | | ≥27 | ≥27 | ≥27 | ≥27 |

Fiber Optic
Solution



# Wide Area Network

## ADSS Fiber Optic Cable, 9/125um G652D

### Customized Fiber Optic Cable

Premium Line dedicated fiber optic technical team capable to design various telecom systems cables for you base on requirements or provided location climate information where intend to use.

### All Dielectric Self Supporting Fiber Optic Cable

This kind of cable more often be installed on overhead power lines, gantries or poles, its' all dielectric construction protect it against electric shock impact or damage.

Normally, you can provide us the local climate information also the electrical field strength to design it accordingly.

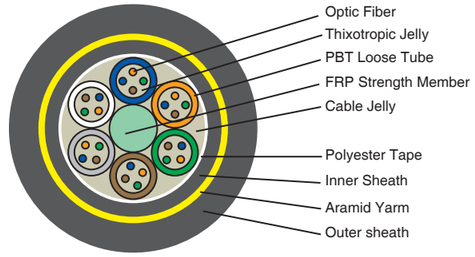


| ***Cable Physical / Environmental Performance*** | |
|---|---|
| Maximum Span | 100 meters |
| Cable Sag (%) | 1.0% |
| Temperature Range | -20 °C to +70 °C |
| Worst Environmental Conditions | 100 kms/hr wind speed (No Ice) |
| ***Cable Characteristics*** | |
| Maximum Working Tension (No Fiber Strain) | 4.12 kN (420 kgs) |
| Estimated Tensile Strength | 10.3 kN (1050 kgs) |
| Thermal Coefficient of Expansion | $20.83\times10^{-6}$ °C |
| Area of Aramid | 4.5 mm² |
| Approx. Cable Weight | 120 kgs/km |
| Cable Diameter | 12.2 mm |
| Radial Thickness of Sheath | 1.5 mm |
| Minimum Bending Radius | Dynamic 700 mm, Static 350 mm |
| Crush Resistance | 2000 N/10 cm |
| Water Penetration | No water penetration of the cable core, on a 3 meter sample, with a 1 meter head of water applied for 24 hours |
| Outer Sheath Materia | HDPE (non anti-tracking) |
| Max. Electrical Field Strength | ≤ 12 kV/m tested according to IEEE P1222 |

***Environmental Condition and Cable Loads, Sags, etc.***

| Condition | Temp | Wind km/hr | Cable Load kgs | % UTS | Sag (mtrs) | | Blow Out Angle | Cable Elong % |
|---|---|---|---|---|---|---|---|---|
| | | | | | Vert | Plane | | |
| EDS | 25 | - | 150 | 14% | 1 | 1 | 0 | 0.212 |
| Low Temp, No Wind | 0 | - | 184 | 18% | 0.81 | 0.81 | 0 | 0.203 |
| High Temp, No Wind | 70 | - | 113 | 11% | 1.33 | 1.33 | 0 | 0.233 |
| Low Temp, Wind | 0 | 100 | 294 | 28% | 0.51 | 2.55 | 78.4 | 0.358 |
| EDS Temp, Wind | 25 | 100 | 273 | 26% | 0.55 | 2.74 | 78.4 | 0.386 |
| High Temp, Wind | 70 | 100 | 279 | 24% | 0.6 | 3 | 78.4 | 0.426 |

***ADSS Fiber Optic Cable, 9/125um G652D, PE***

| Number of Fibers | 12 | 24 | 48 | 72 | 96 | 144 |
|---|---|---|---|---|---|---|
| Part No. | 260223012 | 260223024 | 260223048 | 260223072 | 260223096 | 260223144 |



# Wide Area Network

## Figure 8 Fiber Optic Cable, 9/125um G652D

This kind of cable use upper messenger wire to support aerial cabling, it designs for the place where has heavy wind weather or even ice frozen climate. The cable requires specified working load tension design to provide capable construction and mechanical characteristics to afford outdoor vile condition.

Normally, it' s recommended to use ITU-G652D fiber for data transmission, other mode upon request, as well as the outer sheath.

Normally, you can provide us the local climate information also the worst wind speed to design it accordingly.

***Technical Parameters***

| Parameter | | Units | Value / Details | |
|---|---|---|---|---|
| Fiber Type | | - | ITU-T G652D | |
| Fiber Count | | - | 4, 6, 12, 24 | 48 |
| Cable Diameter | | mm | 9.6 Dia. × 17.0 High. | 10.5 Dia. × 18.5 High. |
| Messenger Wire Dia | | mm | 7 × 1.0 | 7 × 1.2 |
| Cable Weight | | kg/km | 162 | 200 |
| Web Dimensions | | mm | 2.0 Dia. × 2.0 High. | |
| Cable Sheath, Radial | | mm | 1.5 Nominal | |
| Messenger Sheath, Radial | | mm | 1.2 Nominal | |
| Bending Radius | Dynamic | - | ≥ 20 × Cable Diameter | |
| | Static | - | ≥ 10 × Cable Diameter | |
| Maximum Span | | m | Span ≤ 100m | |
| Cable Sag | | % | Sag ≥ 1.0% | |
| Max. Wind Speed | | km/h | 100 (No Ice) | |
| Max. Working Load (MAT) | | kN | 3.53 | 4.2 |
| Ultimate Tensile Strength (UTS) | | kN | 8.08 | 11.6 |
| Crush Resistance | | N/10 cm | 1500 | |
| Impact Resistance | | Nm | 3Nm with striking surface radius of 10mm | |
| Operational Temperature | | °C | -20°C ~ +70°C | |
| Shipping Lengths | | m | 4000 ± 5% | |

MAT = Maximum allowable tension, or maximum working tension (worse environmental conditions) and fibers have zero fiber strain. UTS = Approx. Breaking strain of the cable

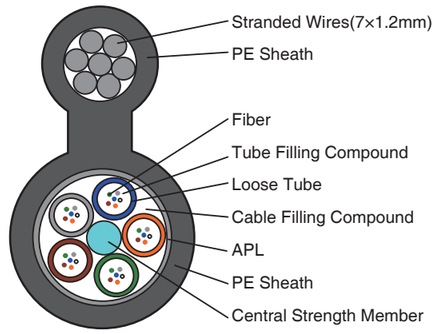


***Figure 8 Fiber Optic Cable, 9/125um G652D, PE***

| Number of Fibers | 12 | 24 | 48 | 72 | 96 | 144 |
|---|---|---|---|---|---|---|
| Part No. | 269223012 | 269223024 | 269223048 | 269223072 | 269223096 | 269223 144 |



# Fiber Optic Solution



## Wide Area Network

### Outdoor Parallel Steel Wires & Steel Armored Uni-tube Fiber Optic Cable

Two parallel steel wires construction cable suits for aerial installation. With additional corrugated steel tape protection make it also available for duct installation.

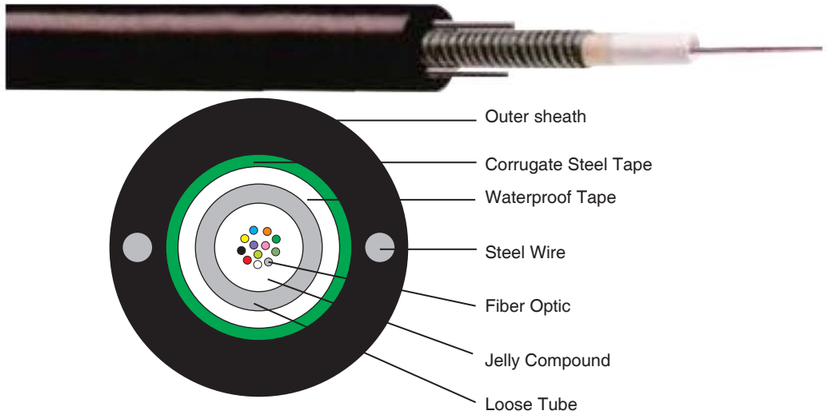


***Structure & Environmental Characteristics***

| | | |
|---|---|---|
| Loose Tube | Material | PBT |
| Peripheral Strength Member | Material | Steel Wire |
| | Diameter | 1.0 mm |
| Wrapping | Material | Waterproof Tape |
| Moisture Barrier | Material | Corrugated Steel Tape |
| Sheath | Material / Color | PE/black |
| Installation Temperature | -40°C ~ +70°C | |
| Operation Temperature | -40°C ~ +70°C | |
| Storage/Transport Temperature | -40°C ~ +70°C | |

***Mechanical Characteristics***

| Fiber Count | Outside Diameter (mm) | Cable Weight (kg/km) | Tensile Load | | Crush Load | | Bend Radius | |
|---|---|---|---|---|---|---|---|---|
| | | | Short Term (N) | Long Term (N) | Short Term (N) | Long Term (N) | Static (mm) | Dynamic (mm) |
| 4 | 8.7 | 82 | 1500 | 600 | 1000 | 300 | 10D | 20D |
| 6 | 8.7 | 82 | 1500 | 600 | 1000 | 300 | 10D | 20D |
| 8 | 8.7 | 85 | 1500 | 600 | 1000 | 300 | 10D | 20D |
| 12 | 8.7 | 90 | 1500 | 600 | 1000 | 300 | 10D | 20D |
| 24 | 9.8 | 131 | 1500 | 600 | 1000 | 300 | 10D | 20D |

***Outdoor Parallel Steel Wires & Steel Armored Uni-tube Fiber Optic Cable, PE***

| Number of Fibers | 9/125 | 50/125 | 62.5/125 | 50/125(OM3) | 50/125(OM4) |
|---|---|---|---|---|---|
| 4 | 267123004 | 267133004 | 267113004 | 267143004 | 267193004 |
| 6 | 267123006 | 267133006 | 267113006 | 267143006 | 267193006 |
| 8 | 267123008 | 267133008 | 267113008 | 267143008 | 267193008 |
| 12 | 267123012 | 267133012 | 267113012 | 267143012 | 267193012 |
| 24 | 267123024 | 267133024 | 267113024 | 267143024 | 267193024 |

LSOH is available upon request



## Wide Area Network

### Outdoor Steel Armored Multi-tube Fiber Optic Cable

Install the fiber optic cable inside of existed conduits, this need excellent tensile strength also additional corrugated steel tape armored against rodent. This kind of fiber optic cable is also available for campus cabling.

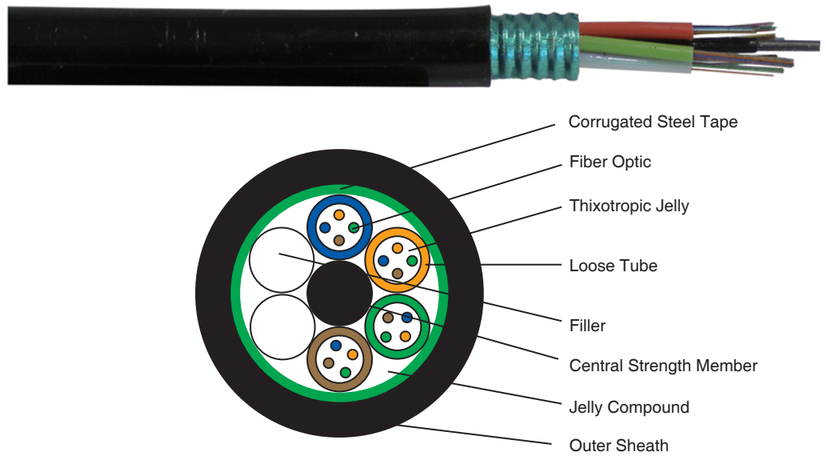


***Structure & Environmental Characteristics***

| | | |
|---|---|---|
| Loose Tube | Material | PBT |
| Strength Member | Material | Steel Wire |
| | Material | Corrugated Steel Tape |
| Moisture Barrier | Material | Jelly Compound |
| Sheath | Material / Color | PE/black |
| Installation Temperature | -40°C ~ +70°C | |
| Operation Temperature | -40°C ~ +70°C | |
| Storage/Transport Temperature | -40°C ~ +70°C | |

***Mechanical Characteristics***

| Fiber Count | Outside Diameter (mm) | Cable Weight (kg/km) | Tensile Load | | Crush Load | | Bend Radius | |
|---|---|---|---|---|---|---|---|---|
| | | | Short Term (N) | Long Term (N) | Short Term (N) | Long Term (N) | Static (mm) | Dynamic (mm) |
| 4 | 9.2 | 103 | 1500 | 600 | 1000 | 300 | 10D | 20D |
| 8 | 9.2 | 103 | 1500 | 600 | 1000 | 300 | 10D | 20D |
| 12 | 9.2 | 103 | 1500 | 600 | 1000 | 300 | 10D | 20D |
| 24 | 9.2 | 103 | 1500 | 600 | 1000 | 300 | 10D | 20D |
| 72 | 11.0 | 146 | 1500 | 600 | 1000 | 300 | 10D | 20D |
| 144 | 15.5 | 248 | 1500 | 600 | 1000 | 300 | 10D | 20D |

Compliant Standard:ITU-T G651 / ITU-T G652 D, ANSI/TIA B.3, IEC-794

***Outdoor Steel Armored Multi-tube Fiber Optic Cable, PE***

| Number of Fibers | 9/125 | 50/125 | 62.5/125 | 50/125(OM3) | 50/125(OM4) |
|---|---|---|---|---|---|
| 4 | 265223004 | 265233004 | 265213004 | 265243004 | 265293004 |
| 8 | 265223008 | 265233008 | 265213008 | 265243008 | 265293008 |
| 12 | 265223012 | 265233012 | 265213012 | 265243012 | 265293012 |
| 24 | 265223024 | 265233024 | 265213024 | 265243024 | 265293024 |
| 72 | 265223072 | 265233072 | 265213072 | 265243072 | 265293072 |
| 144 | 265223144 | 265233144 | 265213144 | 265243144 | 265293144 |

LSOH is available upon request



Fiber Optic
Solution



## Wide Area Network

### Outdoor Steel Armored Double Sheath Multi-tube Fiber Optic Cable

The two layer sheath provides good crush resistance performance, also the good mechanical and temperature performance. It performs excellent water resistance and moisture resistance especially in the direct buried application or conduit cabling.

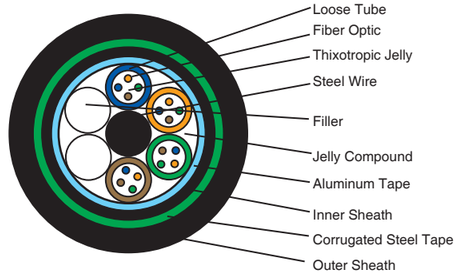


***Structure & Environmental Characteristics***

| | | |
|---|---|---|
| Loose Tube | Material | PBT |
| Strength Member | Material | Steel Wire |
| Wrapping | Material | Aluminum/Corrugated Steel Tape |
| Sheath | Material / Color | PE / Black |
| Operating Temperature | -40°C ~ +70°C | |
| Storage / Transport Temperature | -40°C ~ +70°C | |
| Installation Temperature | -40°C ~ +70°C | |

***Mechanical Characteristics***

| Fiber Count | Outside Diameter (mm) | Cable Weight (kg/km) | Tensile Load | | Crush Load | | Bend Radius | |
|---|---|---|---|---|---|---|---|---|
| | | | Short Term (N) | Long Term (N) | Short Term (N) | Long Term (N) | Static (mm) | Dynamic (mm) |
| 4 | 12.8 | 189 | 3000 | 1000 | 3000 | 1000 | 12.5D | 25D |
| 8 | 12.8 | 189 | 3000 | 1000 | 3000 | 1000 | 12.5D | 25D |
| 12 | 12.8 | 189 | 3000 | 1000 | 3000 | 1000 | 12.5D | 25D |
| 24 | 12.8 | 189 | 3000 | 1000 | 3000 | 1000 | 12.5D | 25D |
| 72 | 14.0 | 221 | 3000 | 1000 | 3000 | 1000 | 12.5D | 25D |
| 144 | 18.6 | 343 | 3000 | 1000 | 3000 | 1000 | 12.5D | 25D |

***Outdoor Steel Armored Double Sheath Multi-tube Fiber Optic Cable, PE***

| Number of Fibers | 9/125 | 50/125 | 62.5/125 | 50/125(OM3) | 50/125(OM4) |
|---|---|---|---|---|---|
| 4 | 266223004 | 266233004 | 266213004 | 266243004 | 266293004 |
| 8 | 266223008 | 266233008 | 266213008 | 266243008 | 266293008 |
| 12 | 266223012 | 266233012 | 266213012 | 266243012 | 266293012 |
| 24 | 266223024 | 266233024 | 266213024 | 266243024 | 266293024 |
| 72 | 266223072 | 266233072 | 266213072 | 266243072 | 266293072 |
| 144 | 266223144 | 266233144 | 266213144 | 266243144 | 266293144 |

LSOH is available upon request



## Wide Area Network

### Fiber Optic Dome Type Splice Enclosure

Premium Line fiber optic dome type splice enclosure is in hermetically sealed design, easy for assembly and re-entry. The closure is designed with a gasketed split end plate for mid-access cable application and includes an integrated stack storage basket. Max. 6 × 24 cores splice trays support up to 144 cores splice inside and no need special tools for trays fixing or unloading. This type enclosure is available for aerial or wall mount application.

541242402

***FEATURES:***

- Reliable mechanical sealing to prevent liquid or steam penetration
- Easy to open and reopen
- Available 2in 2out and 3in 3out types
- Splice tray capacity: 24cores
- 2 in 2 out type up to 72 cores, 3in 3out type up to 144 cores
- Made by high strength engineering material to against impact or hit

***Fiber Optic Dome Type Splice Enclosure***

| PART NO. | DESCRIPTION |
|---|---|
| 541122402 | Premium Line FO Splice Closure, w/4 Cable Ports (2in, 2out), 48 Cores, Dome Type |
| 541132402 | Premium Line FO Splice Closure, w/4 Cable Ports (2in, 2out), 72 Cores, Dome Type |
| 541242402 | Premium Line FO Splice Closure, w/6 Cable Ports (3in, 3out), 96 Cores, Dome Type |
| 541262402 | Premium Line FO Splice Closure, w/6 Cable Ports (3in, 3out), 144 Cores, Dome Type |

## Wide Area Network

### Fiber Optic Inline Type Splice Enclosure

Premium Line fiber optic inline type splice enclosure is in hermetically sealed design, easy for assembly and re-entry. The enclosure is in compact and water-tight design, provides good impact and low temperature resistance for wide applications. Max. 8 × 24 cores splice trays support up to 192 cores splice inside and no need special tools for trays fixing or unloading. This type enclosure is available for aerial duct and direct buried.

***FEATURES:***

- Comply to IEC 1073-1:1994 test requirements
- Reliable mechanical sealing to prevent liquid or steam penetration
- Easy to open and reopen
- 6 cable entry ports (3in, 3out) for cable diameters of 23 mm(2), 20 mm(2), 16 mm(2)
- Splice tray capacity: 24cores
- Maximum number of splice trays: 8
- Dimension: up to 96cores, 450 × 216 × 110mm; up to 192cores, 450 × 216 × 160 mm
- Suit for areial, duct and direct buried application



542222402

***Fiber Optic Inline Type Splice Enclosure***

| PART NO. | DESCRIPTION |
|---|---|
| 542222402 | Premium Line FO Splice Closure w/6 Cable Ports (3in, 3out), 48 Cores |
| 542232402 | Premium Line FO Splice Closure w/6 Cable Ports (3in, 3out), 72 Cores |
| 542242402 | Premium Line FO Splice Closure w/6 Cable Ports (3in, 3out), 96 Cores |
| 542262402 | Premium Line FO Splice Closure w/6 Cable Ports (3in, 3out), 144 Cores |
| 542282402 | Premium Line FO Splice Closure w/6 Cable Ports (3in, 3out), 192 Cores |

## Local Area Network

### Access Building Cable with Glass Yarn Strength Member

The optic fibers are positioned in a loose tube made of high modulus plastics. The tube is filled with filling compound to give the fibers excellent water proof performance. The glass yarn between the jacket and loose tube is a strength member and provides rodent resistance.

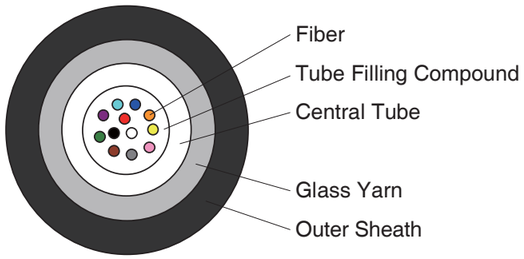


***Structure & Environmental Characteristics***

| | | |
|---|---|---|
| Loose Tube | Material | PBT |
| Filling Compund | Material | Thixotropic Jelly |
| Peripheral Strength Member | Material | Glass Yarn |
| Sheath | Material / Color | PE/Black |
| Operating Temperature | -20°C ~ +60°C | |
| Storage / Transport Temperature | -20°C ~ +60°C | |
| Installation Temperature | -5°C ~ +50°C | |

***Mechanical Characteristics***

| Fiber Count | Outside Diameter (mm) | Nominal Cable Weight (kg/km) | Crush Resistance N/100mm | Tensile Load | | Bend Radius | |
|---|---|---|---|---|---|---|---|
| | | | | Short Term (N) | Long Term (N) | Static (mm) | Dynamic (mm) |
| 2~12 | 6.7 | 55.5 | 1000 | 1000 | 400 | 10D | 20D |
| 14~24 | 6.7 | 67.0 | 1000 | 1000 | 400 | 10D | 20D |

Compliant Standard:ITU-T G651 / ITU-T G652 D, ANSI/TIA B.3, IEC-794

***Outdoor Glass Strength Uni-tube Fiber Optic Cable, PE***

| Number of Fibers | 9/125 | 50/125 | 62.5/125 | 50/125(OM3) | 50/125(OM4) |
|---|---|---|---|---|---|
| 4 | 263123004 | 263133004 | 263113004 | 263143004 | 263193004 |
| 6 | 263123006 | 263133006 | 263113006 | 263143006 | 263193006 |
| 8 | 263123008 | 263133008 | 263113008 | 263143008 | 263193008 |
| 12 | 263123012 | 263133012 | 263113012 | 263143012 | 263193012 |
| 24 | 263123024 | 263133024 | 263113024 | 263143024 | 263193024 |

LSOH is available upon request



## Local Area Network

### Access Building Cable with Glass Yarn and Steel Tape Strength Member

This kind of fiber optic cable comes additional corrugated steel tape strength member to provide double rodent protection. The compact design suit for duct buried application or conduit installation.

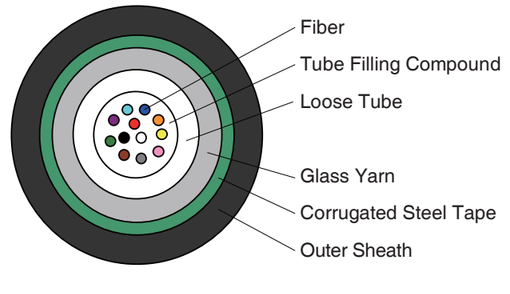


***Structure & Environmental Characteristics***

| | | |
|---|---|---|
| Loose Tube | Material | PBT |
| Filling Compund | Material | Thixotropic Jelly |
| Peripheral Strength Member | Material | Glass Yarn |
| Moisture Barrier | Material | Corrugated Steel Tape |
| Sheath | Material / Color | PE/Black |
| Operating Temperature | -20°C ~ +60°C | |
| Storage / Transport Temperature | -20°C ~ +60°C | |
| Installation Temperature | -5°C ~ +50°C | |

***Mechanical Characteristics***

| Fiber Count | Outside Diameter (mm) | Nominal Cable Weight (kg/km) | Crush Resistance N/100mm | Tensile Load | | Bend Radius | |
|---|---|---|---|---|---|---|---|
| | | | | Short Term (N) | Long Term (N) | Static (mm) | Dynamic (mm) |
| 2~12 | 9.2 | 110 | 1000 | 1000 | 400 | 10D | 20D |
| 14~24 | 9.2 | 134 | 1000 | 1000 | 400 | 10D | 20D |

Compliant Standard:ITU-T G651 / ITU-T G652 D, ANSI/TIA B.3, IEC-794

***Outdoor Steel Armored Glass Strength Uni-tube Fiber Optic Cable, PE***

| Number of Fibers | 9/125 | 50/125 | 62.5/125 | 50/125(OM3) | 50/125(OM4) |
|---|---|---|---|---|---|
| 4 | 265123004 | 265133004 | 265113004 | 265143004 | 265193004 |
| 6 | 265123006 | 265133006 | 265113006 | 265143006 | 265193006 |
| 8 | 265123008 | 265133008 | 265113008 | 265143008 | 265193008 |
| 12 | 265123012 | 265133012 | 265113012 | 265143012 | 265193012 |
| 24 | 265123024 | 265133024 | 265113024 | 265143024 | 265193024 |

LSOH is available upon request

# Fiber Optic Solution



## Local Area Network
### Indoor Tight Buffer Distribution Fiber Optic Cable

The 900μm tight buffer fibers are distributed in the center of the cable. The aramid yarn as strength member surround the fibers, provides excellent tensile strength when it' s in installation, the cable is completed with a LSOH jacket.
As the classical premise backbone cabling fiber optic cable, the compact construction is ease for field installation.

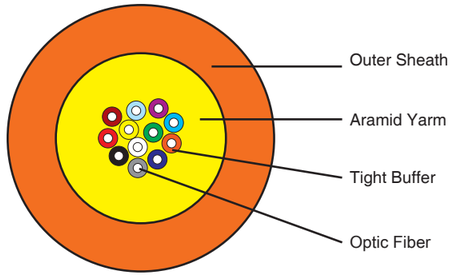


***Structure & Environmental Characteristics***

| | | |
|---|---|---|
| Tight Buffer | Material | LSOH |
| Peripheral Strength Member | Material | Aramid Yarn |
| Sheath | Material | LSOH |
| | Color | Yellow, Orange, Aqua |
| Operating Temperature | -20°C ~ +60°C | |
| Storage / Transport Temperature | -20°C ~ +60°C | |
| Installation Temperature | -5°C ~ +50°C | |

***Mechanical Characteristics***

| Fiber Count | Outside Diameter (mm) | Nominal cable weight (kg/km) | Crush Resistance N/100mm | Tensile Load | | Bend Radius | |
|---|---|---|---|---|---|---|---|
| | | | | Short Term (N) | Long Term (N) | Static (mm) | Dynamic (mm) |
| 2 | 3.2 | 10 | 1000 | 660 | 200 | 10D | 20D |
| 4 | 4.8 | 18 | 1000 | 660 | 200 | 10D | 20D |
| 6 | 5.1 | 22.5 | 1000 | 660 | 200 | 10D | 20D |
| 8 | 5.6 | 28 | 1000 | 660 | 200 | 10D | 20D |
| 12 | 6.2 | 38 | 1000 | 660 | 200 | 10D | 20D |
| 24 | 8.2 | 63 | 1000 | 1320 | 400 | 10D | 20D |

***Tight Buffer Code***

| No. | 1 | 2 | 3 | 4 | 5 | 6 | 7 | 8 | 9 | 10 | 11 | 12 |
|---|---|---|---|---|---|---|---|---|---|---|---|---|
| Color | Blue | Orange | Green | Brown | Grey | White | Red | Black | Yellow | Purple | Pink | Aqua |
| No. | 13 | 14 | 15 | 16 | 17 | 18 | 19 | 20 | 21 | 22 | 23 | 24 |
| Color | Blue w/Black Tracer | Orange w/Black Tracer | Green w/Black Tracer | Brown w/Black Tracer | Grey w/Black Tracer | White w/Black Tracer | Red w/Black Tracer | Black w/Black Tracer | Yellow w/Black Tracer | Purple w/Black Tracer | Pink w/Black Tracer | Aqua w/Black Tracer |

***Indoor Tight Buffer Distribution Fiber Optic Cable, LSOH***

| Number of Fibers | 9/125 | 50/125 | 62.5/125 | 50/125(OM3) | 50/125(OM4) |
|---|---|---|---|---|---|
| 4 | 261322004 | 261332004 | 261312004 | 261342004 | 261392004 |
| 6 | 261322006 | 261332006 | 261312006 | 261342006 | 261392006 |
| 8 | 261322008 | 261332008 | 261312008 | 261342008 | 261392008 |
| 12 | 261322012 | 261332012 | 261312012 | 261342012 | 261392012 |
| 24 | 261322024 | 261332024 | 261312024 | 261342024 | 261392024 |

PVC is available upon request



## Local Area Network
### 19" Fiber Optic Patch Panel

Premium Line 19" rack mountable fiber optic patch panel is designed for both patching and splicing, accepts whole range of adapters including SC, ST, FC, LC adapters. 2 × Rear cable entries accommodate cables with diameter below 10mm. Inside splice trays stacked and available for 36 cores (for LC) terminated inside, and cable spools with 35mm bending radius guarantee all modes fiber storage inside with additional low bending loss. Individual front adapter plate use screws to fix, easy to assemble and exchange. The metal frame is made by cold rolled steel/1.6 mm, and in 1U finished height.



***Fiber Optic Patch Panel***

| PART NO. | DESCRIPTION |
|---|---|
| 241100002 | Premium Line Fiber Optic Patch Panel Main Body, Black |
| 242500002 | Blank Panel for Fiber Optic Patch Panel, Black |
| 242302082 | 8port ST Front Panel for Fiber Optic Patch Panel, Black |
| 242301082 | 8port SC Front Panel for Fiber Optic Patch Panel, Simplex, Black |
| 243000005 | Splice Cassette, for 12-port, Grey |

## Local Area Network
### Fully Loaded Adapter Plate

Premium Line provides you fully loaded adapter panel, with whole range of fiber adapter types. The changeable adapter plate design makes sure it can be easily and quickly changed. Saving your time, saving your expenses.

***Fully Loaded Adapter Plate***

| PART NO. | DESCRIPTION |
|---|---|
| 242311082 | 8port SC , Adapter Panel Simplex, MM, Fully Loaded, Black |
| 242321082 | 8port SC , Adapter Panel Simplex, SM, Fully Loaded, Black |
| 242312082 | 8port ST , Adapter Panel Simplex, MM, Fully Loaded, Black |
| 242322082 | 8port ST , Adapter Panel Simplex, SM, Fully Loaded, Black |
| 242414082 | 8port LC , Adapter Panel Duplex, MM, Fully Loaded, Black |
| 242424082 | 8port LC , Adapter Panel Duplex, SM, Fully Loaded, Black |
| 242313082 | 8port FC , Adapter Panel, Simplex, MM, Fully loaded, black |
| 242323082 | 8port FC , Adapter Panel, Simplex, SM, Fully loaded, black |

Other ports options upon request



# Fiber Optic Solution

premium line

www.premiumline-cabling.com

## Local Area Network
### 19” Rack Mounted ODF

Premium Line rack mounted optic distribution frame – ODF suits for standard 19” server cabinet installation. This ODF is available for maximum 96 cores terminated inside with SC or FC connectors & adapters, or 192 cores for LC duplex adapters.
Two simplex adapters stack design make it in easy way for pair coupling distribution in classical fiber network operations. The front door is removable during installation and easily seal with two plastic lockers.
For the cable storage, management and future deployment, the front adapter panel and splice position are all in rotate design, easy for any operations inside.

***19” Rack Mounted ODF***

| PART NO. | DESCRIPTION |
|---|---|
| 245001965 | 19” Rack Mounted ODF, 96 Cores, w/ Splice Trays, w/o Adapter |
| 245011965 | 19” Rack Mounted ODF, 96 Cores, w/ SC/PC MM Simplex Adapter Loaded |
| 245021965 | 19” Rack Mounted ODF, 96 Cores, w/ SC/PC SM Simplex Adapter Loaded |
| 245014965 | 19” Rack Mounted ODF, 96×2 Cores, w/ LC/PC MM Duplex Adapter Loaded |
| 245024965 | 19” Rack Mounted ODF, 96×2 Cores, w/ LC/PC SM Duplex Adapter Loaded |
| 245001485 | 19” Rack Mounted ODF, 48 Cores, w/ Splice Trays, w/o Adapter |
| 245011485 | 19” Rack Mounted ODF, 48 Cores, w/ SC/PC MM Simplex Adapter Loaded |
| 245021485 | 19” Rack Mounted ODF, 48 Cores, w/ SC/PC SM Simplex Adapter Loaded |

## Local Area Network
### Wall Mount Box

Premium Line wall mount fiber optic box is used for the direct termination of fibers. The rear section accommodates cable entry and protects against taking out the cables. Box includes two separate sections for fusion splice trays and for routing optical connecting modules to the equipment.
The Premium Line four-rack space fiber optic enclosure contains all of the features of the two-rack space model, but with additional capacity to manage fiber counts up to 144. Cable entry/exit feature utilizes a flexible grommet seal, which is cut at time of installation to accommodate the desired cable diameters for entry and exit points. These grommets provide a dust & debris barrier during and after installation.

***Wall Mount Box***

| PART NO. | DESCRIPTION |
|---|---|
| 251011240 | Premium Line 24 Port SC Wall Mount Fiber Optic Box without Adapters |
| 251012240 | Premium Line 24 Port ST Wall Mount Fiber Optic Box without Adapters |
| 251011480 | Premium Line 48 Port SC Wall Mount Fiber Optic Box without Adapters |
| 251012480 | Premium Line 48 Port ST Wall Mount Fiber Optic Box without Adapters |



## Local Area Network
### Fiber Optic Patch Panel, MTP/MPO to LC

***FEATURES:***

- Plug and play fiber solution eliminates in-field termination and fusion splice, reduces installation cost and time
- Fits all standard 19 inch racks, height / port number: 1U / 96 Ports
- Suitable for four 2x12 module (P/N 247000122)
- Material/thickness of body and adapter panels: cold rolled steel
- TIA/EIA 568-B.3 standard
- RoHS compliant

***Fiber Optic Patch Panel***

| PART NO. | DESCRIPTION |
|---|---|
| 246104962 | Premium Line 19” 1U Fiber Optic Patch Panel, 96 Ports, Main Body, Black |

## Local Area Network
### Copper & Fiber, Hybrid Patch Panel

Premium Line Hybrid patch panel is specially designed for flexible deployment for a Data Center cabling, it’ s a switchable connection way for copper and fiber. This product for 19” rack installation, 24 ports include copper & fiber. 2 interface plates are easily plug in & extract the interface plate, convenient for connector installation. The inside hexagonal bolt is compact design for fiber cable steel member fixing. The fiber plug to install LC duplex quick port jack recommend to use with Premium Line LC duplex adapter & fiber patch cord. The copper plug to install RJ45 keystone jack, recommend to use with Premium Line keystone jack & patch cord.

***Copper & Fiber, Hybrid Patch Panel***

| PART NO. | DESCRIPTION |
|---|---|
| 248100242 | Premium Line 1U 19” Copper & Fiber, Hybrid Patch Panel, 24 Ports, No-load, Black |



Fiber Optic
Solution



## Connectivity
### Fiber Optic MTP Trunk Cable

Premium Line MTP patch cord connector type upon request, including SC, LC. The patch cord length is according to actual objects.

***FEATURES:***

- Product conforms: IEC61754-7,IEC61754-20
- Insertion loss conforms: IEC61300-3-4
- Return loss conforms: IEC61300-3-6
- Environmentally stable in optical performance
- Provide total immunity to electrical interference
- RoHS compliant



***Fiber Optic MTP Trunk Cable***

| PART NO. | DESCRIPTION |
|---|---|
| 81311122L | Premium Line Fiber Optic MTP-MTP(12C) Trunk Cable, 12core, SM 9/125, LSOH, Male-Male |
| 81341122L | Premium Line Fiber Optic MTP-MTP(12C) Trunk Cable, 12core, OM3, LSOH, Male-Male |
| 81311122L | Premium Line Fiber Optic MTP-MTP(24C) Trunk Cable, 24core, SM 9/125, LSOH, Male-Male |
| 81341122L | Premium Line Fiber Optic MTP-MTP(24C) Trunk Cable, 24core, OM3, LSOH, Male-Male |
| 81116922L | Premium Line Fiber Optic MTP(12C)-LC/UPC Trunk Cable, 12core, SM 9/125, LSOH, Male Type |
| 81146922L | Premium Line Fiber Optic MTP(12C)-LC/UPC Trunk Cable, 12core, OM3, LSOH, Male Type |
| 81116932L | Premium Line Fiber Optic MTP(24C)-LC/UPC Trunk Cable, 24core, SM 9/125, LSOH, Male Type |
| 81146932L | Premium Line Fiber Optic MTP(24C)-LC/UPC Trunk Cable, 24core, OM3, LSOH, Male Type |
| 80019922L | Premium Line Fiber Optic LC/UPC-LC/UPC Trunk Cable, 12core, SM 9/125, LSOH |
| 80049922L | Premium Line Fiber Optic LC/UPC-LC/UPC Trunk Cable, 12core, OM3, LSOH |
| 80019932L | Premium Line Fiber Optic LC/UPC-LC/UPC Trunk Cable, 24core, SM 9/125, LSOH |
| 80049932L | Premium Line Fiber Optic LC/UPC-LC/UPC Trunk Cable, 24core, OM3, LSOH |

"L" as a substitute for length:
010 = 1 m 020 = 2 m 030 = 3 m 050 = 5 m 100 = 10 m 001=100m
Other length, cable jacket, polarity fiber count, PVC sheath upon request





## Connectivity
### Fiber Optic Pigtail

***Fiber Optic Pigtail***

| PART NO. | DESCRIPTION |
|---|---|
| 223113L | SC/UPC Single Mode Pigtail, 9/125, 0.9 mm |
| 221113L | SC/UPC Multimode Pigtail, 62.5/125, 0.9 mm |
| 222113L | SC/UPC Multimode Pigtail, 50/125, 0.9mm |
| 224113L | SC/UPC Multimode Pigtail, OM3 50/125, 0.9 mm |
| 223143L | LC/UPC Single Mode Pigtail, 9/125, 0.9 mm |
| 221143L | LC/UPC Multimode Pigtail, 62.5/125, 0.9 mm |
| 222143L | LC/UPC Multimode Pigtail, 50/125, 0.9 mm |
| 224143L | LC/UPC Multimode Pigtail, OM3 50/125, 0.9 mm |
| 223133L | FC/UPC Single Mode Pigtail, 9/125, 0.9mm |
| 221133L | FC/UPC Multimode Pigtail, 62,5/125, 0.9mm |
| 222133L | FC/UPC Multimode Pigtail, 50/125, 0,9mm |
| 224133L | FC/UPC Multimode Pigtail, OM3 50/125, 0.9mm |
| 223123L | ST/UPC Single Mode Pigtail, 9/125, 0.9mm |
| 221123L | ST/UPC Multimode Pigtail, 62,5/125, 0.9mm |
| 222123L | ST/UPC Multimode Pigtail, 50/125, 0,9mm |
| 224123L | ST/UPC Multimode Pigtail, OM3 50/125, 0.9mm |

"L" as a substitute for length:
010 = 1 m 020 = 2 m 030 = 3 m 050 = 5 m 070 = 7 m 100 = 10 m
Other length, type, APC, LSOH sheath upon request

## Connectivity
### 12 Pack Pigtail

Premium Line 12 pack pigtail integrated design with good performance will be your better choice. Completely connector range including FC, ST, SC, LC, 12 different colorful sheath as easy indication, use additional outer jacket wrapping protect the pigtails also ease to manage.

***12 Pack Pigtail***

| PART NO. | DESCRIPTION |
|---|---|
| 223513L | SC/UPC 12 Pack Pigtail, SM 9/125 |
| 221513L | SC/UPC 12 Pack Pigtail, MM 62.5/125 |
| 222513L | SC/UPC 12 Pack Pigtail, MM 50/125 |
| 224513L | SC/UPC 12 Pack Pigtail, OM3 50/125 |
| 223543L | LC/UPC 12 Pack Pigtail, SM 9/125 |
| 221543L | LC/UPC 12 Pack Pigtail, MM 62.5/125 |
| 222543L | LC/UPC 12 Pack Pigtail, MM 50/125 |
| 224543L | LC/UPC 12 Pack Pigtail, OM3 50/125 |
| 223523L | ST/UPC 12 Pack Pigtail, SM 9/125 |
| 221523L | ST/UPC 12 Pack Pigtail, MM 62.5/125 |
| 222523L | ST/UPC 12 Pack Pigtail, MM 50/125 |
| 224523L | ST/UPC 12 Pack Pigtail, OM3 50/125 |
| 223533L | FC/UPC 12 Pack Pigtail, SM 9/125 |
| 221533L | FC/UPC 12 Pack Pigtail, MM 62.5/125 |
| 222533L | FC/UPC 12 Pack Pigtail, MM 50/125 |
| 224533L | FC/UPC 12 Pack Pigtail, OM3 50/125 |

"L" as a substitute for length:
010 = 1 m 020 = 2 m 030 = 3 m 050 = 5 m 070 = 7 m 100 = 10 m
Other length, type, UPC/APC, LSOH sheath upon request





# Fiber Optic Solution





## Connectivity
### Fiber Optic Patch Cord

Fiber optic patch cords are suited for equipment jumper cable, cross connects, and work area connections. All patch cords are 100% factory tested to ensure performance to TIA/EIA-568-B-3, ISO 11801:2002 and EN 50173-1 standards. With complete connector range of SC, ST, LC, FC, MTRJ, and also the different mode of fiber cables, consists of various combination for all-field applications.

***Connector Mechanical Characteristics & Cord Performance***

| Type | | FC | | ST | | SC | | LC | | MTRJ |
|---|---|---|---|---|---|---|---|---|---|---|
| Mode | | SM | MM | SM | MM | SM | MM | SM | MM | SM only |
| Connector Ferrule Diameter | | 2.5mm | 2.5mm | 2.5mm | 2.5mm | 2.5mm | 2.5mm | 1.25mm | 1.25mm | 2.45×2.2mm |
| IL | | ≤0.3dB | ≤0.3dB | ≤0.3dB | ≤0.3dB | ≤0.3dB | ≤0.3dB | ≤0.3dB | ≤0.3dB | ≤0.3dB |
| RL | PC | ≥40dB | ≥35dB | ≥40dB | ≥35dB | ≥40dB | ≥35dB | ≥40dB | ≥35dB | ≥40dB |
| | UPC | ≥50dB | ≥40dB | ≥50dB | ≥40dB | ≥50dB | ≥40dB | ≥50dB | ≥40dB | ≥50dB |
| | APC | ≥60dB | - | ≥60dB | - | ≥60dB | - | ≥60dB | - | ≥60dB |
| Working Temperature | | -20°C~60°C | -20°C~60°C | -20°C~60°C | -20°C~60°C | -20°C~60°C | -20°C~60°C | -20°C~60°C | -20°C~60°C | -20°C~60°C |
| Repeatability | | ≤0.1dB | ≤0.1dB | ≤0.1dB | ≤0.1dB | ≤0.1dB | ≤0.1dB | ≤0.1dB | ≤0.1dB | ≤0.1dB |



***Patch Cord Characteristics***

| Mechanical Test | Additional Loss |
|---|---|
| Mating Durability: Min.1000 times | ≤0.1 dB |
| Cable Retention:100 N, 120 s | ≤0.2 dB |
| Strength of Coupling Mechanism: 40 N, 120 s | ≤0.1 dB |
| Drop Test: 1.5 m, 5 times | ≤0.2 dB |
| Vibration: 10-500Hz,1.5mm amplitude | ≤0.1dB |
| Temperature Test | Additional Loss |
| Cold Environment Storage: -40 °C, 96 h | ≤0.2 dB |
| High Temperature Storage: +85 °C, 96 h | ≤0.2 dB |
| Temperature Change: -40 °C ~ +85 °C, 20 Cycles | ≤0.2 dB |
| Damp Heat: +25 °C ~ +65 °C, 93%RH,100 h | ≤0.2 dB |

***Fiber Optic Patch Cord***

| PART NO. | DESCRIPTION |
|---|---|
| 213566L | SC/UPC-SC/UPC Duplex Single Mode Patch Cord, 9/125 |
| 211566L | SC/UPC-SC/UPC Duplex Multimode Patch Cord, 62.5/125 |
| 212566L | SC/UPC-SC/UPC Duplex Multimode Patch Cord, 50/125 |
| 214566L | SC/UPC-SC/UPC Duplex Multimode Patch Cord, OM3 50/125 |
| 213577L | ST/UPC-ST/UPC Duplex Single Mode Patch Cord, 9/125 |
| 211577L | ST/UPC-ST/UPC Duplex Multimode Patch Cord, 62.5/125 |
| 212577L | ST/UPC-ST/UPC Duplex Multimode Patch Cord, 50/125 |
| 214577L | ST/UPC-ST/UPC Duplex Multimode Patch Cord, OM3 50/125 |
| 213588L | FC/UPC-FC/UPC Duplex Single Mode Patch Cord, 9/125 |
| 211588L | FC/UPC-FC/UPC Duplex Multimode Patch Cord, 62.5/125 |
| 212588L | FC/UPC-FC/UPC Duplex Multimode Patch Cord, 50/125 |
| 214588L | FC/UPC-FC/UPC Duplex Multimode Patch Cord, OM3 50/125 |
| 213799L | LC/UPC-LC/UPC Duplex Single Mode Patch Cord, 9/125 |
| 211799L | LC/UPC-LC/UPC Duplex Multimode Patch Cord, 62.5/125 |
| 212799L | LC/UPC-LC/UPC Duplex Multimode Patch Cord, 50/125 |
| 214799L | LC/UPC-LC/UPC Duplex Multimode Patch Cord, OM3 50/125 |

"L" as a substitute for length:
010 = 1m 020 = 2m 030 = 3m 050 = 5m 070 = 7m 100 = 10m
Other length, APC, simplex, LSOH sheath upon request

Fiber Optic
Solution

premium line

www.premiumline-cabling.com

## Connectivity
### Adapter

Premium Line provides fiber optic adapters including ST, SC, LC and MT-RJ. All adapters are produced with a zirconia sleeve for universal applications (MM/SM).All SC, LC and MT-RJ adapters are provided with retaining clips for easy, snap-in mounting.
And performance meets with TIA/EIA 568-B.3 standard.

***Adapter***

| PART NO. | DESCRIPTION |
|---|---|
| 231111108 | SC/PC Duplex MM Adapter, Zirconia Ceramic Sleeve, Beige |
| 231211104 | SC/PC Duplex SM Adapter, Zirconia Ceramic Sleeve, Blue |
| 231411106 | SC/APC Duplex SM Adapter, Zirconia Ceramic Sleeve, GREEN |
| 231111408 | LC/PC Duplex MM Adapter, Zirconia Ceramic Sleeve, Beige |
| 231211404 | LC/PC Duplex SM Adapter, Zirconia Ceramic Sleeve, Blue |
| 231411406 | LC/APC Duplex SM Adapter, Zirconia Ceramic Sleeve, GREEN |
| 231121200 | ST/PC MM Adapter, Zirconia Ceramic Sleeve |
| 231221200 | ST/PC SM Adapter, Zirconia Ceramic Sleeve |
| 231121310 | FC/PC MM small D-f ange adapter, Zirconia Ceramic Sleeve |
| 231221310 | FC/PC SM small D-f ange adapter, Zirconia Ceramic Sleeve |

Other type, simplex, APC upon request

## Fiber Optic Adapter Support Module

Premium Line fiber optic adapter support module fits to 12182x010 USA faceplate and unloaded patch panel (P/N 170242402, 178242402, 170252402). SC support module available for both LC duplex and SC simplex adapters, ST support module available for both ST and FC D flange type adapters. Which material is UL-94V-0 high-impact, fire-retardant ABS resin.

127220000

127120000

***Fiber Optic Adapter Support Module***

| PART NO. | DESCRIPTION |
|---|---|
| 127120000 | Premium Line Fiber Optic SC simplex/ LC Duplex Type Adapter Support Module, w/o Adapter Loaded, Black |
| 127220000 | Premium Line Fiber Optic ST/FC Type Adapter Support Module, w/o Adapter Loaded, Black |

White on request



## FTTX
### FTTH Distribution Cable

Premium Line outdoor metal free FTTH distribution cable is ideal design for the distribution from main street cabinet or central telecommunication room to ONU (optic network unit) for subscribers' houses or apartment residential buildings. The stranded construction is ideal for ease multiple ONUs distribution and also as a riser cable in the building.

- ITU-G652D fibers in use, OS2 grading after cabled (att. <0.4dB @ 1310nm/1550nm)
- 2 cores per tube design, ideal for FTTx 1:8,1:16, 2:16 or 2:32 fiber channels distribution
- Double water-proof members, excellent water resistance performance
- User friendly "Dry Core" design, for comfortable and easy installation
- Outer diameter 10.8mm available fits with ODN access holes
- Metal free construction could install with exist utility, like power lines
- MM cores available upon request

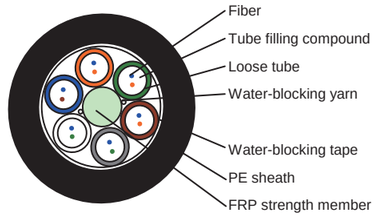


2~12CORES, 2CORES PER TUBE

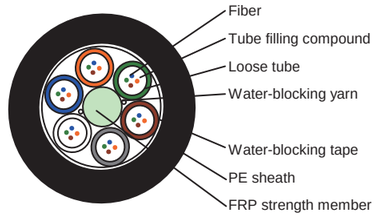


ABOVE 12 CORES, 4CORES PER TUBE

***Technical Parameters***

| Parameter | | Units | Value / Details |
|---|---|---|---|
| Fiber Type | | | ITU-T G652D |
| Fiber Count | | | 4, 6, 12, 24 |
| Cable Diameter | | mm | 10.8 |
| Cable Weight | | Kg/Km | 90 |
| Cable Sheath, Radial | | mm | 1.8 Nominal |
| Tensile Strength | | N | 1000 |
| Bending Radius | Dynamic | | ≥ 20 x Cable Diameter |
| | Static | | ≥ 10 x Cable Diameter |
| Crush Resistance | | N/10 cm | 1000 |
| Operational Temperature | | | -40 to +70 for PE; -20 to +70 for LSOH |

***FTTH Distribution Cable***

| PART NO. | DESCRIPTION |
|---|---|
| 264223xxx2 | Outdoor metal free stranded FO cable, dry core for FTTx distribution, PE, Black |
| 264222xxx2 | Metal Free Stranded FO Cable, Dry Core for FTTx Distribution, LSOH, Black |

"xxx" fiber cores, 004/006/008/012/024

Fiber Optic Solution

premium line

www.premiumline-cabling.com

# FTTX
## FTTH Distribution Box

The optical network unit to the single house, floor distribution of residence building and upon head power utility installation, always requires compact design, easy installation and operation, as well as weather durable characteristics.
Premium Line FTTH distribution box is aim designed for multi-purpose applications in FTTH projects, the dual layer design supports direct termination, and also FTTH distributions via mini splitter built in, available to 1:8, 1:16 and 2:16 distributions with Premium Line FTTH distribution cable. The special designed 24ports cable exit fits with FTTH drop flat cable, guarantee the IP grading before and after operations.

***Features:***

- Main body made by ABS, inner structure made by PC
- Anti-UV and water proof design for both indoor and outdoor uses
- Accommodates splitters and up to 24 SC simplex adapters
- 2×cable input slots with glands protection
- Additional fix position for outdoor cables
- 24 ways cable outlet ports for distribution
- IP 55 protection level, all weather use
- Size: 330mm×225mm×90mm (H×W×D)

***Applications:***

- Widely used in FTTH access network
- Telecommunication Networks
- CATV networks
- Local area networks

***Operation Condition:***

- Temperatures: -40°C – +60°C
- Humidity: 93% at 40°C
- Air Pressure: 62kPa – 101kPa

***FTTH Distribution Box***

| PART NO. | DESCRIPTION |
|---|---|
| 253211240 | Premium Line FTTH Distribution Box, 24ports, SC Simplex Type, without Adapters |



# FTTX
## FTTH Cable

As the increasing demand on the communication transmission and exchange capacity, traditional copper based access solutions will not comply with the request of high bandwidth and longer distance. Also, with the maturity fiber optic premise network & protocol implementation and developing, like 1G-EPON, 10G-EPON, GPON, the fiber trend is not a far future trend. Fiber to the home (FTTH), the optic fiber directly links the multi-subscribers to the LAN with real high bandwidth provision. As the final access to the subscriber, Premium Line FTTH low bending loss drop flat series cables are aimed design for this high bandwidth network. The excellent optic performance with competitive price is your right choice.

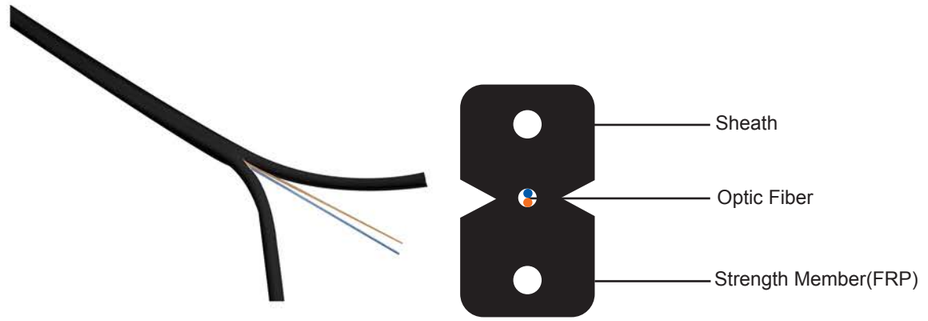


***Structure & Environmental Characteristics***

| | | |
|---|---|---|
| Peripheral Strength Member | Material | FRP |
| | Diameter | 0.5 mm |
| Sheath | Material / Color | LSOH / Black |
| Operating Temperature | -20°C ~ +60°C | |

***Mechanical Characteristics***

| Fiber Count | Outside Diameter (mm) | Cable Weight (kg/km) | Tensile Strength | | Crush Resistance | | Bend Radius | |
|---|---|---|---|---|---|---|---|---|
| | | | Short term (N) | Long term (N) | Short Term (N/100 mm) | Long Term (N/100 mm) | Static (mm) | Dynamic (mm) |
| 2 | 2.0 × 3.0 | 8.5 | 80 | 40 | 1000 | 500 | 15 | 30 |

***Optical Performance***

| Uncabled Fiber Macrobending Loss | G652D | G657A2 | | |
|---|---|---|---|---|
| Radius | 30 | 15 | 10 | 7.5 |
| Number of Turns | 100 | 10 | 1 | 1 |
| Max. at 1550 nm (dB) | - | 0.03 | 0.1 | 0.5 |
| Max. at 1625 nm (dB)) | 0.1 | 0.1 | 0.2 | 1.0 |

***FTTH Cable***

| PART NO. | DESCRIPTION |
|---|---|
| 261422002 | FO ID Cable, FTTH w/Two FRP Strength Members, Flat Type, SM9/125(G652D), 2C, LSOH |
| 261462002 | FO ID Cable, FTTH w/Two FRP Strength Members, Flat Type, SM9/125(G657A2), 2C, LSOH |

As premises complex corner-bending situation, to conquer and avoid bending loss, Premium Line provides G652D, G657A2 f bers for your option.

# Fiber Optic Solution

## FTTX
### FTTD Wall Box

FTTD- fiber to the desktop, Premium Line featured FTTD wall box is ideal design to support extend FTTH network direct to your desktop!

***Features:***

- Standard 86×86 size and quality material in use,
- Side adapter position to avoid direct eye contact
- Wall mountable or other surface attach
- Inner cable routing radius over 20mm, good for additional loss control
- 2 side paths for FTTH drop flat cable
- 2 adapter positions

252311021

***FTTD Wall Box***

| PART NO. | DESCRIPTION |
|---|---|
| 252311021 | Fiber Optic FTTD Wall Box, 86×86, SC Simplex |

## FTTX
### Fiber Optic Faceplate

86×86 Size

Premium Line Fiber optic faceplate is in standard 86×86 design, it' s available to secures to any surface, drywall, baseboard, and even modular furniture. It' s available 2 types, SC duplex (LC quad), ST dual ports, 45°adapter plug- in/out angle avoid any hurt from light.

***Features:***

- 100% compatible with standard 86*86 back box
- Adapter can be snapped in and out easily
- Comes with hidden mounting screws and clear outlet ID labels
- Apply UL-94V-0 high-impact, fire-retardant ABS resin
- RoHS complaint

252012021

252021011

***Fiber Optic Faceplate***

| PART NO. | DESCRIPTION |
|---|---|
| 252021011 | Fiber Optic SC Duplex Faceplate, 86×86, 1 Port, White |
| 252012021 | Fiber Optic ST Simplex Faceplate, 86×86, 2 Port, White |



# Index By Part Number


**10**
105111010 ..... D/5
105121010 ..... D/6
105211010 ..... D/4
105311010 ..... D/5
105391010 ..... E/2
105524010 ..... D/4
106111010 ..... C/7
106121010 ..... C/8
106211010 ..... C/5
106311010 ..... C/9
106391010 ..... E/2
106524010 ..... C/6
106721010 ..... C/9
108524010 ..... A/3
109324010 ..... B/9
109121010 ..... B/10
109824010 ..... B/8

**11**
112003080 ..... F/4
112003090 ..... F/4

**12**
121111210 ..... F/4
121112210 ..... F/4
121121210 ..... F/4
121122210 ..... F/4
121211210 ..... F/4
121212210 ..... F/4
121221210 ..... F/4
121222210 ..... F/4
121314210 ..... F/4
121324210 ..... F/4
121414210 ..... F/4
121424210 ..... F/4
121721110 ..... F/4
121722110 ..... F/4
121820010 ..... F/4
121821010 ..... F/4
121822010 ..... F/4
121823010 ..... F/4
121824010 ..... F/4
121826010 ..... F/4
123212080 ..... F/4
123212090 ..... F/4
123312080 ..... F/4
123312090 ..... F/4
127120000 ..... H/19
127220000 ..... H/19

**17**
170252402 ..... B/7
170282402 ..... A/4
170244802 ..... A/4
170242402 ..... A/4
171022402 ..... C/10
173112512 ..... F/3
173112519 ..... F/3
173115012 ..... F/3
173115019 ..... F/3
175122412 ..... D/8
175124812 ..... D/8
175144812 ..... D/9
175182412 ..... D/9
175212412 ..... D/7
175212419 ..... D/7
175362412 ..... E/2
175522412 ..... E/2
175612412 ..... E/2
175722412 ..... D/8
176122412 ..... C/13
176124812 ..... C/13
176144812 ..... C/15
176182412 ..... C/15
176212412 ..... C/11
176212419 ..... C/11
176272412 ..... C/12
176272419 ..... C/12
176362412 ..... E/2
176522422 ..... E/2
176612412 ..... E/2
176722412 ..... C/14
178242402 ..... B/7
179212412 ..... B/5
179212419 ..... B/5
179272412 ..... B/6
179272419 ..... B/6

**18**
18211yyyz ..... B/12
18242yyyz ..... B/11
18511yyyz ..... D/11
18521yyyz ..... D/10
18551yyyz ..... D/12
18571yyyz ..... D/12
1861xyyyz ..... C/18
18641yyyz ..... C/16
1865xyyyz ..... C/18
18661yyyz ..... C/17
18942yyyz ..... A/2

**19**
197510002 ..... F/3
197520001 ..... F/3
197620001 ..... F/3
197610002 ..... F/3
194800000 ..... E/2
195000002 ..... G/8
195010102 ..... G/8
195010202 ..... G/8
195020102 ..... G/8
195030002 ..... G/8
195040102 ..... G/8
195040202 ..... G/8
195040402 ..... G/8
195070102 ..... G/8
196000050 ..... G/7

**20**
201181225 ..... F/1
201191225 ..... F/1
203111225 ..... F/1
203161225 ..... F/1
203181225 ..... F/1
203191225 ..... F/1
207442225 ..... A/1
205141115 ..... D/2
205142115 ..... D/2
205241115 ..... D/1
205242115 ..... D/1
20614x115 ..... C/3
20624x125 ..... C/2
20664x225 ..... C/1
209141225 ..... B/3
209142225 ..... B/3
209442225 ..... B/1
209642225 ..... B/2
209941225 ..... B/4
209942225 ..... B/4

**21**
211566L ..... H/18
211577L ..... H/18
211588L ..... H/18
211799L ..... H/18
212566L ..... H/18
212577L ..... H/18
212588L ..... H/18
212799L ..... H/18
213566L ..... H/18
213577L ..... H/18
213588L ..... H/18
213799L ..... H/18
214566L ..... H/18
214577L ..... H/18
214588L ..... H/18
214799L ..... H/18

**22**
221113L ..... H/16
221123L ..... H/16
221133L .....H/16
221143L ..... H/16
221513L ..... H/16
221523L ..... H/16
221533L ..... H/16
221543L ..... H/16
222113L ..... H/16
222123L ..... H/16
222133L ..... H/16
222143L ..... H/16
222513L ..... H/16
222523L ..... H/16
222533L ..... H/16
222543L ..... H/16
223113L ..... H/16
223123L ..... H/16
223133L ..... H/16
223143L ..... H/16
223513L ..... H/16
223523L ..... H/16
223533L ..... H/16
223543L ..... H/16
224113L ..... H/16
224123L ..... H/16
224133L ..... H/16
224143L ..... H/16
224513L ..... H/16
224523L ..... H/16
224533L ..... H/16
224543L ..... H/16

**23**
231111108 ..... H/19
231111408 ..... H/19
231121200 ..... H/19
231121310 ..... H/19
231211104 ..... H/19
231211404 ..... H/19
231221200 ..... H/19
231221310 ..... H/19
231411106 ..... H/19
231411406 ..... H/19

**24**
241100002 ..... H/12
242301082 ..... H/12
242302082 ..... H/12
242311082 ..... H/12
242312082 ..... H/12
242313082 ..... H/12
242321082 ..... H/12
242322082 ..... H/12
242323082 ..... H/12
242414082 ..... H/12
242424082 ..... H/12
242500002 ..... H/12
243000005 ..... H/12
245001485 ..... H/13
245001965 ..... H/13
245011485 ..... H/13
245014965 ..... H/13
245011965 ..... H/13
245021485 ..... H/13
245021965 ..... H/13
245024965 ..... H/13
246114482 ..... H/14
246114722 ..... H/14

**25**
251011240 ..... H/13
251011480 ..... H/13
251012240 ..... H/13
251012480 ..... H/13
252012021 ..... H/23
252021011 ..... H/23
252311021 ..... H/23
253211240 ..... H/21

**260**
260223012 ..... H/3
260223024 ..... H/3
260223048 ..... H/3
260223072 ..... H/3
260223096 ..... H/3
260223144 ..... H/3

**261**
261312004 ..... H/11
261312006 ..... H/11
261312008 ..... H/11
261312012 ..... H/11
261312024 ..... H/11
261322004 ..... H/11
261322006 ..... H/11
261322008 ..... H/11
261322012 ..... H/11
261322024 ..... H/11
261332004 ..... H/11
261332006 ..... H/11
261332008 ..... H/11
261332012 ..... H/11
261332024 ..... H/11
261342004 ..... H/11
261342006 ..... H/11
261342008 ..... H/11
261342012 ..... H/11
261342024 ..... H/11
261392004 ..... H/11
261392006 ..... H/11
261392008 ..... H/11
261392012 ..... H/11

# Index By Part Number


261392024 ..... H/11
261422002 ..... H/22
261462002 ..... H/22

**263**
263113004 ..... H/9
263113006 ..... H/9
263113008 ..... H/9
263113012 ..... H/9
263113024 ..... H/9
263123004 ..... H/9
263123006 ..... H/9
263123008 ..... H/9
263123012 ..... H/9
263123024 ..... H/9
263133004 ..... H/9
263133006 ..... H/9
263133008 ..... H/9
263133012 ..... H/9
263133024 ..... H/9
263143004 ..... H/9
263143006 ..... H/9
263143008 ..... H/9
263143012 ..... H/9
263143024 ..... H/9
263193004 ..... H/9
263193006 ..... H/9
263193008 ..... H/9
263193012 ..... H/9
263193024 ..... H/9

**264**
264222xxx2 ..... H/20
264223xxx2 ..... H/20

**265**
265113004 ..... H/10
265113006 ..... H/10
265113008 ..... H/10
265113012 ..... H/10
265113024 ..... H/10
265123004 ..... H/10
265123006 ..... H/10
265123008 ..... H/10
265123012 ..... H/10
265123024 ..... H/10
265133004 ..... H/10
265133006 ..... H/10
265133008 ..... H/10
265133012 ..... H/10
265133024 ..... H/10
265143004 ..... H/10
265143006 ..... H/10
265143008 ..... H/10
265143012 ..... H/10
265143024 ..... H/10
265193004 ..... H/10
265193006 ..... H/10
265193008 ..... H/10
265193012 ..... H/10
265193024 ..... H/10
265213004 ..... H/6
265213008 ..... H/6
265213012 ..... H/6
265213024 ..... H/6
265213072 ..... H/6
265213144 ..... H/6
265223004 ..... H/6
265223008 ..... H/6
265223012 ..... H/6
265223024 ..... H/6
265223072 ..... H/6
265223144 ..... H/6
265233004 ..... H/6
265233008 ..... H/6
265233012 ..... H/6
265233024 ..... H/6
265233072 ..... H/6
265233144 ..... H/6
265243004 ..... H/6
265243008 ..... H/6
265243012 ..... H/6
265243024 ..... H/6
265243072 ..... H/6
265243144 ..... H/6
265293004 ..... H/6
265293008 ..... H/6
265293012 ..... H/6
265293024 ..... H/6
265293072 ..... H/6
265293144 ..... H/6

**266**
266213004 ..... H/7
266213008 ..... H/7
266213012 ..... H/7
266213024 ..... H/7
266213072 ..... H/7
266213144 ..... H/7
266223004 ..... H/7
266223008 ..... H/7
266223012 ..... H/7
266223024 ..... H/7
266223072 ..... H/7
266223144 ..... H/7
266233004 ..... H/7
266233008 ..... H/7
266233012 ..... H/7
266233024 ..... H/7
266233072 ..... H/7
266233144 ..... H/7
266243004 ..... H/7
266243008 ..... H/7
266243012 ..... H/7
266243024 ..... H/7
266243072 ..... H/7
266243144 ..... H/7
266293004 ..... H/7
266293008 ..... H/7
266293012 ..... H/7
266293024 ..... H/7
266293072 ..... H/7
266293144 ..... H/7

**267**
267113004 ..... H/5
267113006 ..... H/5
267113008 ..... H/5
267113012 ..... H/5
267113024 ..... H/5
267123004 ..... H/5
267123006 ..... H/5
267123008 ..... H/5
267123012 ..... H/5
267123024 ..... H/5
267133004 ..... H/5
267133006 ..... H/5
267133008 ..... H/5
267133012 ..... H/5
267133024 ..... H/5
267143004 ..... H/5
267143006 ..... H/5
267143008 ..... H/5
267143012..... H/5
267143024 ..... H/5
267193004 ..... H/5
267193006 ..... H/5
267193008 ..... H/5
267193012 ..... H/5
267193024 ..... H/5

**269**
269222012 ..... H/4
269222024 ..... H/4
269222048 ..... H/4
269222072 ..... H/4
269222096 ..... H/4
269222144 ..... H/4

**54**
541122402 ..... H/8
541132402 ..... H/8
541242402 ..... H/8
541262402 ..... H/8
542222402 ..... H/8
542232402 ..... H/8
542242402 ..... H/8
542262402 ..... H/8
542282402 ..... H/8

**61**
611264062 ..... G/4
611264092 ..... G/4
611264122 ..... G/4
611264152 ..... G/4
611264182 ..... G/4
612x68272 ..... G/2
612x68322 ..... G/2
612x68372 ..... G/2
612x68422 ..... G/2
612x68472 ..... G/2
614264062 ..... G/3
614264092 ..... G/3
614264122 ..... G/3
614264152 ..... G/3
614264182 ..... G/3
615881422 ..... G/1
615881482 ..... G/1
615883422 ..... G/1
615883482 ..... G/1
615888422 ..... G/1
615888482 ..... G/1
617300252 ..... G/5
617300452 ..... G/5
618367422 ..... G/6
618367452 ..... G/6
618367482 ..... G/6

**62**
620018402 ..... G/7
622000000 ..... G/7
623000000 ..... G/7
623200002 ..... G/7
623300002 ..... G/7
623400002 ..... G/7
624200002 ..... G/7
624300002 ..... G/7
624400002 ..... G/7

**63**
631210812 ..... G/9
631210822 ..... G/10
631710612 ..... G/10
631810712 ..... G/10
632220612 ..... G/10
632220622 ..... G/10
632720612 ..... G/10
632820612 ..... G/10
633230812 ..... G/9
633230822 ..... G/10
633730712 ..... G/10
633830712 ..... G/10

**71**
71661xx0550 ..... C/18
71942xxxx20 ..... B/12

**72**
723163222 ..... F/2
723183222 ..... F/2
723193222 ..... F/2
725143112 ..... D/3
726143122 ..... C/4

**80**
80019922L ..... H/15
80049922L ..... H/15
80019932L ..... H/15
80049932L ..... H/15

**81**
81311122L ..... H/15
81341122L ..... H/15
81311122L ..... H/15
81341122L ..... H/15
81116922L ..... H/15
81146922L ..... H/15
81116932L ..... H/15
81146932L ..... H/15

**84**
8424551L ..... H/15
8324551L ..... H/15
8524551L ..... H/15
8224591L ..... H/15
8124591L ..... H/15